

Royal Bahamas Police Force

Creating Safer Communities



APRIL 2021

NATIONWIDE CRIME STATISTICS

TABLE OF CONTENTS

Nationwide Crime Analysis - April 2021 vs 2020.....	2
Nationwide Crime Statistics – April 2021 vs 2020.....	4
Murder.....	5
Sexual Offences	7
Armed Robbery.....	8
Housebreakings	11
Stealing from Vehicle	13
Stolen Vehicle.....	15
New Providence District Reported Crime Statistics	17
New Providence District Divisional Breakdown	18
Grand Bahama & Northern Bahamas District Reported Crime Statistics.....	19
Grand Bahama & Northern Bahamas District Divisional Breakdown.....	20
Family Islands District Reported Crime Statistics	21
Family Islands District Divisional Breakdown	22
Detection Rates - All Bahamas	23
Detection Rates - All Bahamas	24
Cybercrime.....	25
Crime Scene Investigation	25
Illegal Firearm Discovery and Seizure Demographics.....	26
Dangerous Drugs.....	27
Missing Persons	28
Emergency Powers Order	29
Other Police Activities	30
Complaints Against Police Officers.....	31
Fire Calls – All Bahamas	32
Miscellaneous Incidents	33
Domestic Related Cases.....	35
Gender Based Violence.....	37
Police Involved Shootings.....	38
Suicide Incidents	39
Drowning Incidents.....	40
Sudden Death – Natural Causes	41
Financial Crimes	42
Immigration Violations	44

Human Smuggling	45
Traffic Incidents	46
Training	47
Persons Arrested.....	48
Persons Charged.....	49
Court Case Disposition	51
Productivity Loss	52

Nationwide Crime Analysis

April
2021 vs 2020

Preliminary figures for April 2021 indicate that major crimes increased by 48% with 314 cases, compared to 212 over the same period in 2020. There were regional increases in New Providence and the Grand Bahama District at rates of 71% and 13% respectively, compared to 2020. However, Family Islands crimes decreased by 8%.

Crimes against the person increased by 132% with 58 incidents, compared to 25 in 2020. There was a 189% increase in New Providence, a 50% increase in Grand Bahama and a 40% decrease in the Family Islands. Property crimes increased by 37% with 256 incidents, compared to 187 in 2020. There were regional increases in New Providence and the Grand Bahama District at rates of 54% and 10% respectively, compared to 2020. However, Family Islands crimes decreased by 3%.

Homicides increased by 233% with 10 incidents, compared to 3 over the same period in 2020. Of this total, all murders were recorded in New Providence. The murder solvency rate for the period stands at 40%. Victims between the ages of 18 and 35 represented 59% of all homicides, which currently stands at 41. This figure represents a 78% increase over the same period in 2020 when 23 murders were recorded. Based on preliminary figures, homicides were more likely to occur on a Monday than any other day of the week. Homicides were more prevalent in the **Northeastern Division**, accounting for 29% of the overall total. Firearms were used in the commission of 35 homicides and fatal gunshot wounds remain the leading cause of death for homicides.

Armed robberies increased by 150% with 20 incidents, compared to 8 over the same period in 2020. Armed robberies were more prevalent in the **South Central Division**, accounting for 29% of the overall total for the year, which stands at 115. This figure represents a 20% increase over the same period in 2020 when 96 incidents were recorded. Based on preliminary figures, armed robberies were more likely to occur on a Thursday than any other day of the week and these incidents peak at night between the hours of 6pm and 10pm. Most armed robberies occurred at the street level and business establishments respectively. Firearms continue to be the weapon of choice for the commission of armed robberies. Males represented the highest percentage of victims at 69%, compared to female victims at 31%.

Robberies increased by 600% with 7 incidents, compared to 1 over the same period in 2020. Based on preliminary figures, robberies were more likely to occur on a Wednesday than any other day of the week and these incidents peak between the hours of 1pm and 3pm. Robberies were more prevalent in the **Southwestern Division**, accounting for 29% of the overall total for the year, which stands at 40. Males represented the highest percentage of victims at 74%, compared to female victims at 26%.

Stolen vehicles increased by 175% with 22 incidents, compared to 8 over the same period in 2020. **Nissans** and **Hondas** were the most targeted vehicles of choice, representing 45% and 23% respectively of all vehicles stolen. However, the Toyota Passo was the predominant vehicle model, representing 11% of total vehicles stolen. Residences were the most targeted locations and the **Southwestern Division** accounted for the majority of reported stolen vehicles at 27% of the overall total. Twenty-three percent of stolen vehicles in April were recovered. Simultaneously, 25% of vehicles stolen were recovered for the year.

Stealing from vehicles increased by 79% with 50 incidents, compared to 28 over the same period in 2020. The most frequent items stolen included auto parts, electronics and cash. Nissan Notes, Cubes and Honda Accords were the most targeted vehicles for this crime. Based on preliminary figures, stealing from vehicles were more likely to occur on a Monday than any other day of the week. For April 2021, stealing from vehicle cases were mostly reported in the **Eastern Division**, accounting for 16% of recorded matters. However, stealing from vehicle cases were more prevalent in the Southwestern Division for the year, accounting for 16% of the overall total.

Housebreakings increased by 90% with 59 incidents, compared to 31 over the same period in 2020. **New Providence District** accounted for 36 or 61% of housebreakings in April 2021, most of which occurred in the

Southwestern Division. Grand Bahama, including Abaco and Bimini, accounted for 11 or 19% of housebreakings. The **Family Islands District** accounted for the remaining 12 or 20%, most of which occurred in Eleuthera with 6 incidents. The New Providence District accounted for 122 or 59% of all housebreakings; Grand Bahama, including Abaco and Bimini, accounted for 45 or 22% of housebreakings, while the **Family Islands District** accounted for the remaining 41 or 20%.

For the period in review, a total of 25 **firearms** and 267 rounds of ammunition were discovered and/or seized throughout the Commonwealth of The Bahamas. As a result, 12 persons were charged with possession of illegal firearms. Additionally, **ShotSpotter** detected 147 gunshot incidents, consisting of 106 multiple shots and 41 single shot incidents, totalling 617 discharges.

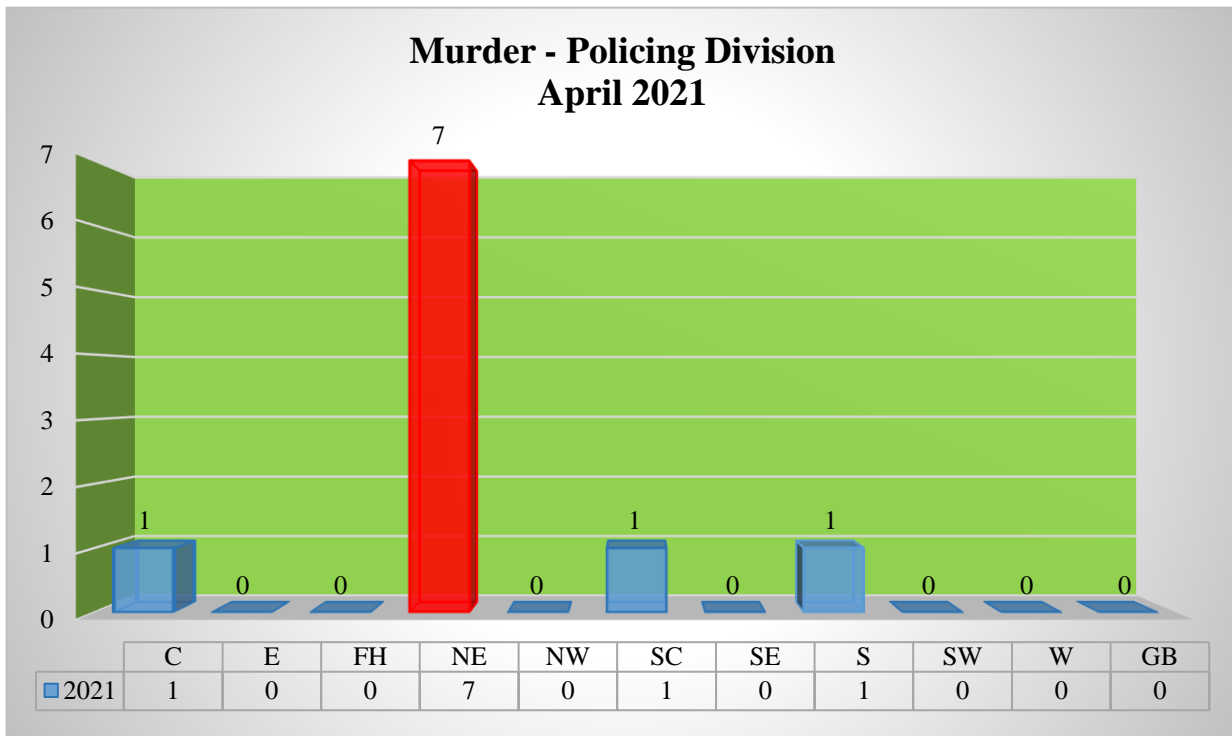
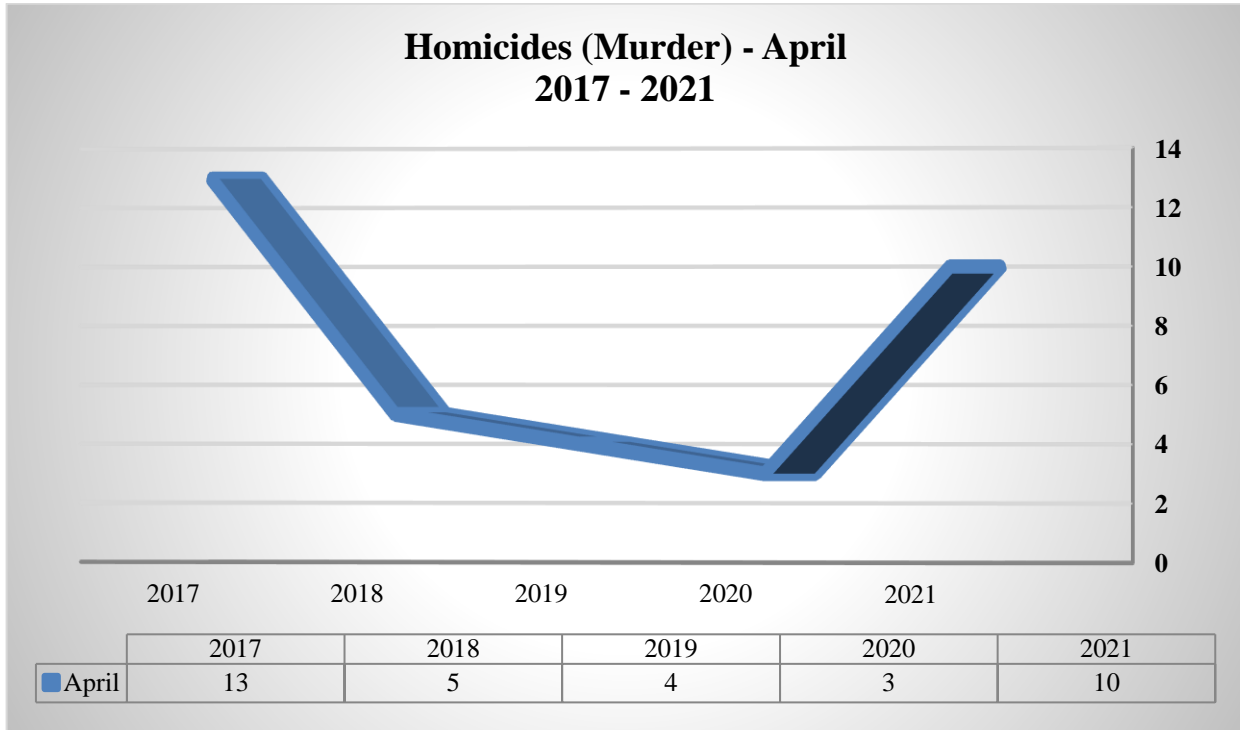
There were 354 breaches to the Emergency Powers Order, including 127 curfew violations and 227 other breaches. The Force also responded to 4 Covid 19 calls for assistance. Furthermore, officers of the Royal Bahamas Police Force conducted 1,035 field check patrols, 52 road checks and executed 65 warrants of arrest throughout the Commonwealth of The Bahamas. As a result of these efforts, 1,750 persons were arrested for various major and minor offences. Of this number, 35% or 608 suspects were charged before the Court. There were 230 convictions in the Magistrates Court, 2 acquittals, 2 deceased matters, 76 matters were discharged, and 26 were withdrawn by the virtual complainant.

Nationwide Crime Statistics
April
2021 vs 2020

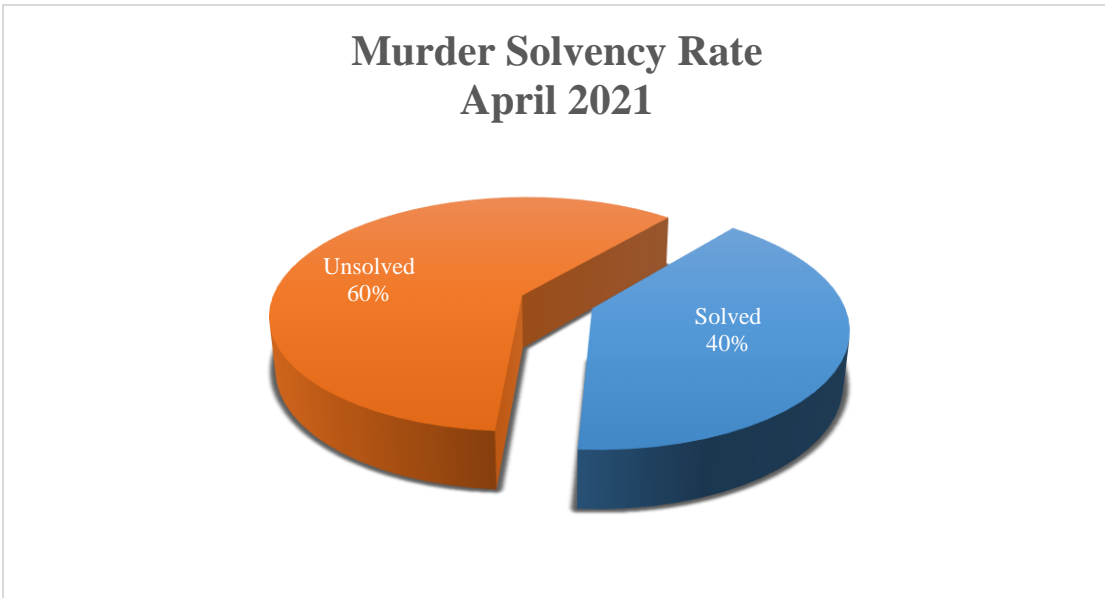
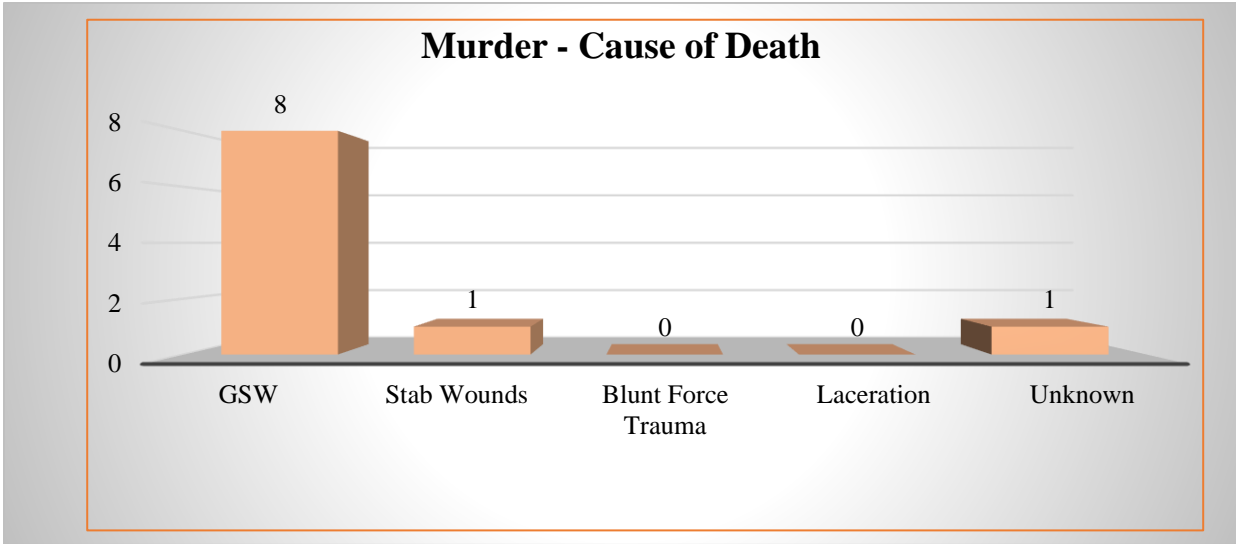
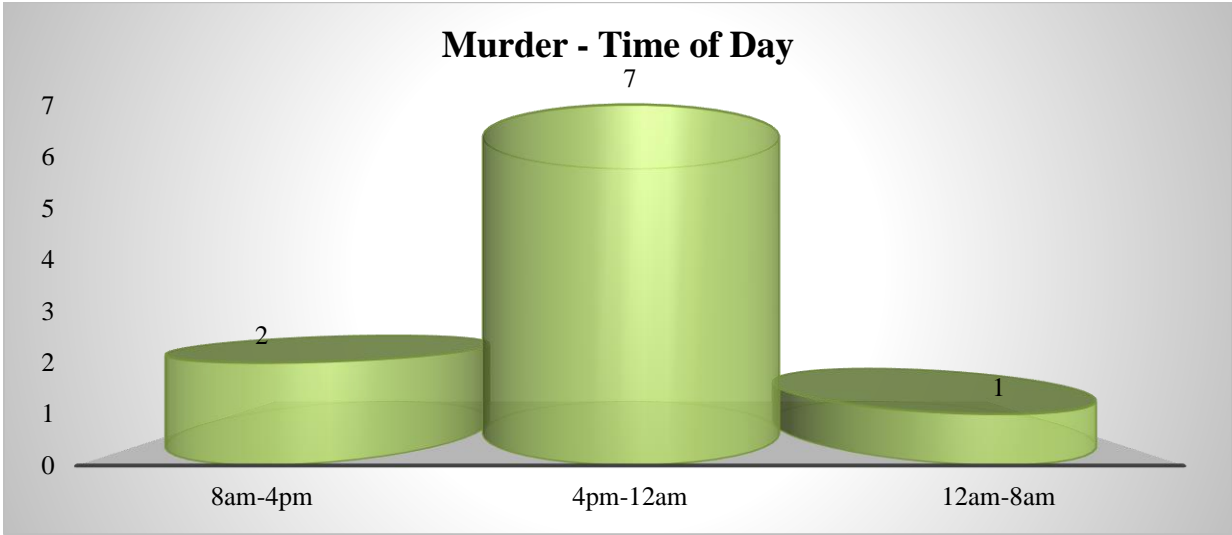
Crimes Against the Person	2021	2020	% CHANGE
Murder	10	3	233
Attempted Murder	1	0	100
Manslaughter	0	0	0
Rape	5	0	100
Attempted Rape	0	0	0
Unlawful Sexual Intercourse	15	13	15
Armed Robbery	20	8	150
Robbery	7	1	600
Attempted Robbery	0	0	0
Sub-Total	58	25	132
Crimes Against the Property	2021	2020	% CHANGE
Burglary	10	10	0
Housebreaking	59	31	90
Shopbreaking	42	62	-32
Stealing	73	48	52
Stealing from Vehicle	50	28	79
Stolen Vehicle	22	8	175
Sub-Total	256	187	37
Total	314	212	48

Murder

In 2021, murders for April increased by 233% with 10 cases compared to 3 over the same period in 2020.



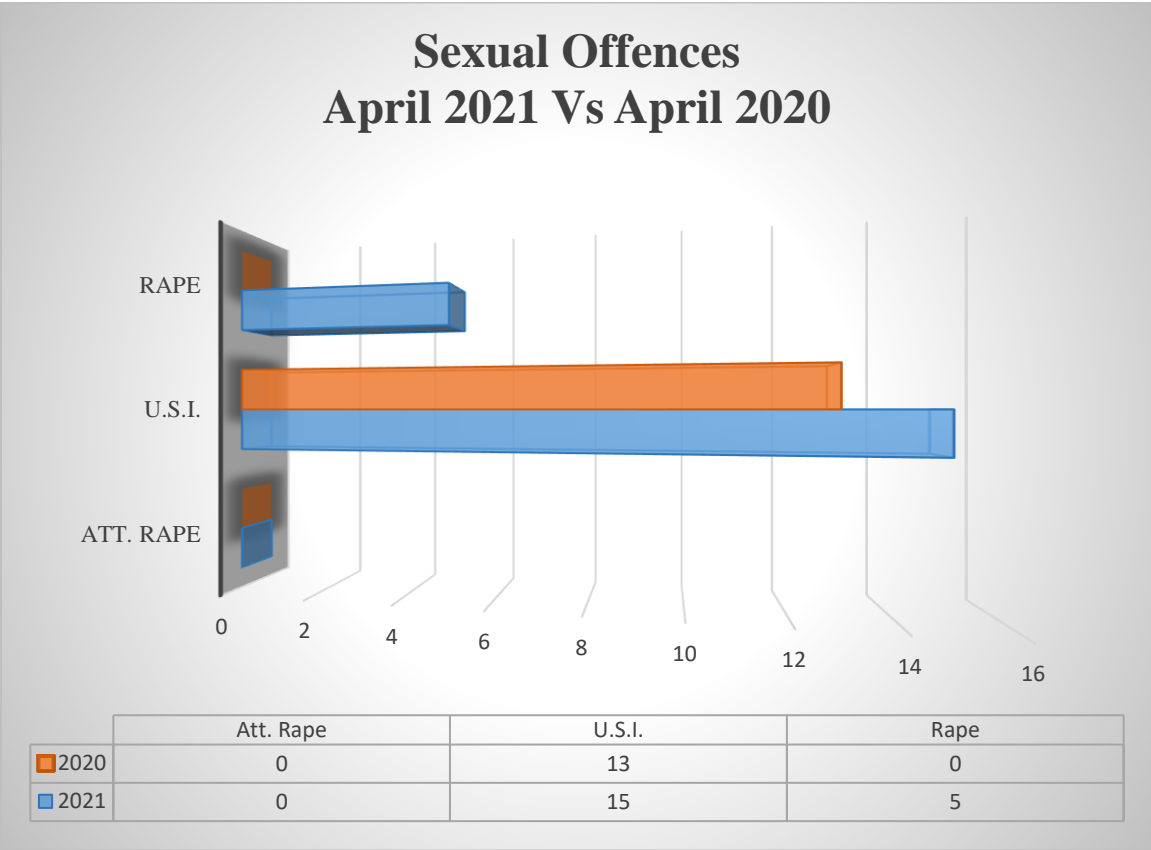
N.B. These are preliminary figures and are subject to change. Research and Policy Branch, RBPF.



N.B. These are preliminary figures and are subject to change. Research and Policy Branch, RBPF.

Sexual Offences

For the month of April 2021, reports of sexual offences increased by 54% with 20 incidents, compared to 13 over the same period in 2020. These offences include rape, unlawful sexual intercourse and attempted rape. (N.B. Unlawful sexual intercourse includes incest).

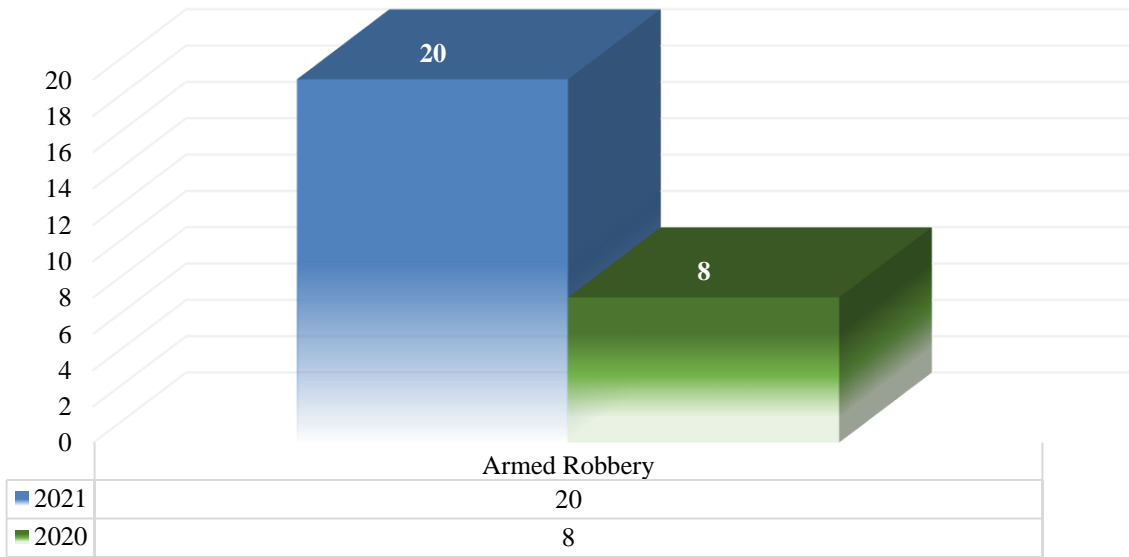


N.B. These are preliminary figures and are subject to change. Research and Policy Branch, RBPF.

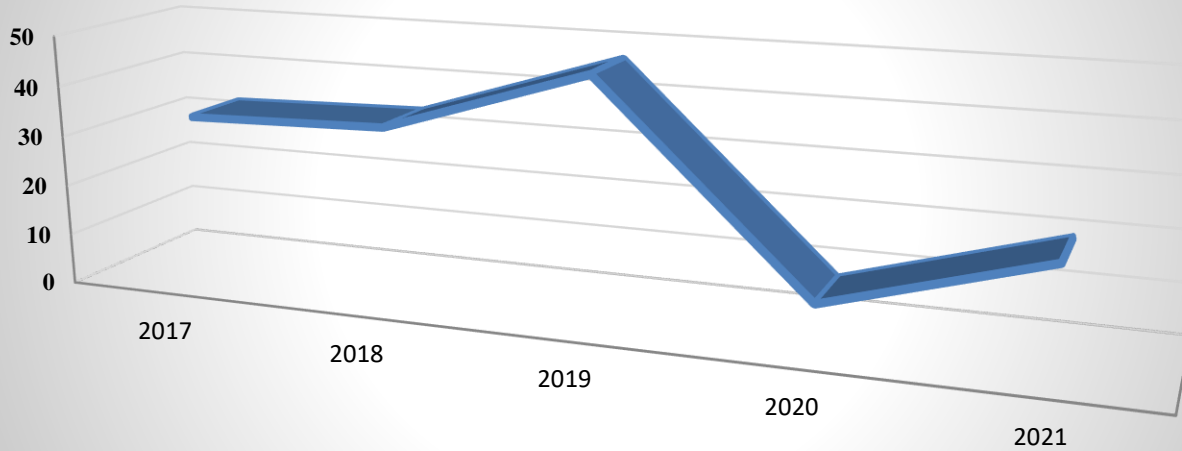
Armed Robbery

For the period in review, armed robberies increased by 150% with 20 incidents, compared to 8 in 2020.

**Armed Robbery
April 2021 vs 2020**



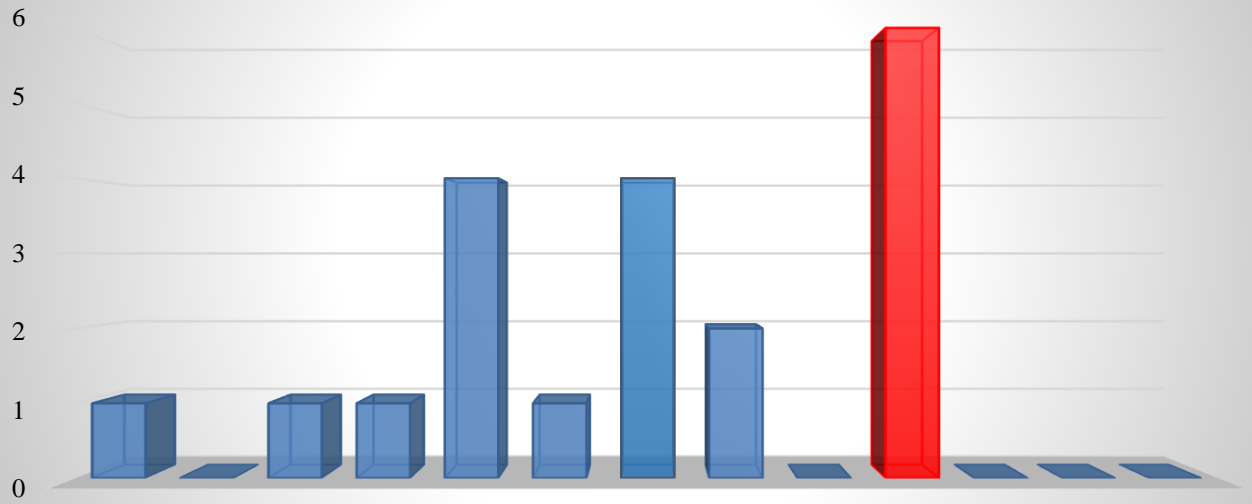
**Armed Robbery
April
2017 - 2021**



	2017	2018	2019	2020	2021
■ Armed Robbery	33	34	47	8	20

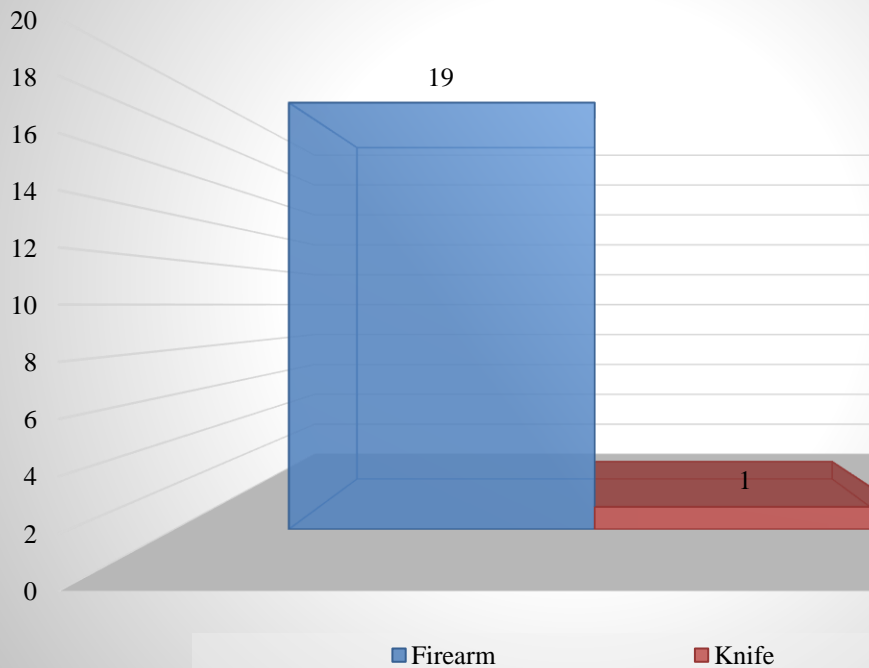
N.B. These are preliminary figures and are subject to change. Research and Policy Branch, RBPF.

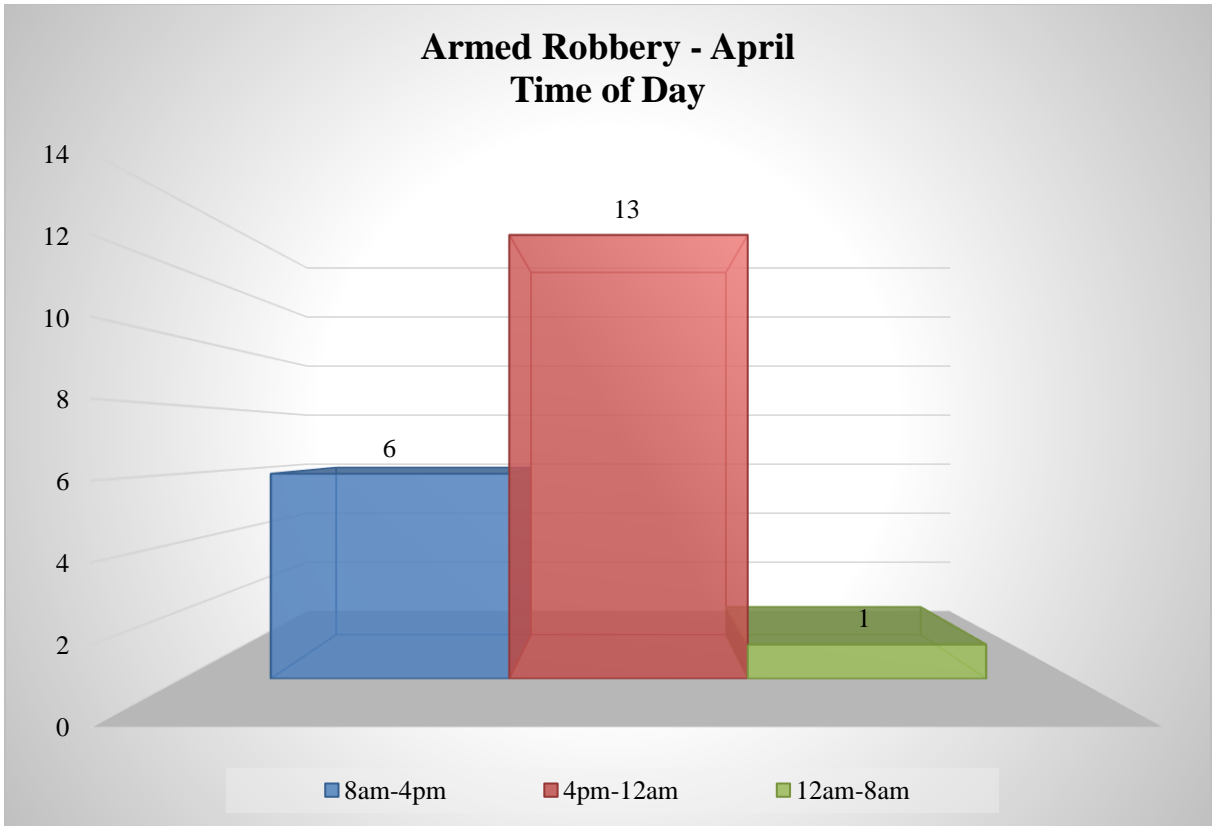
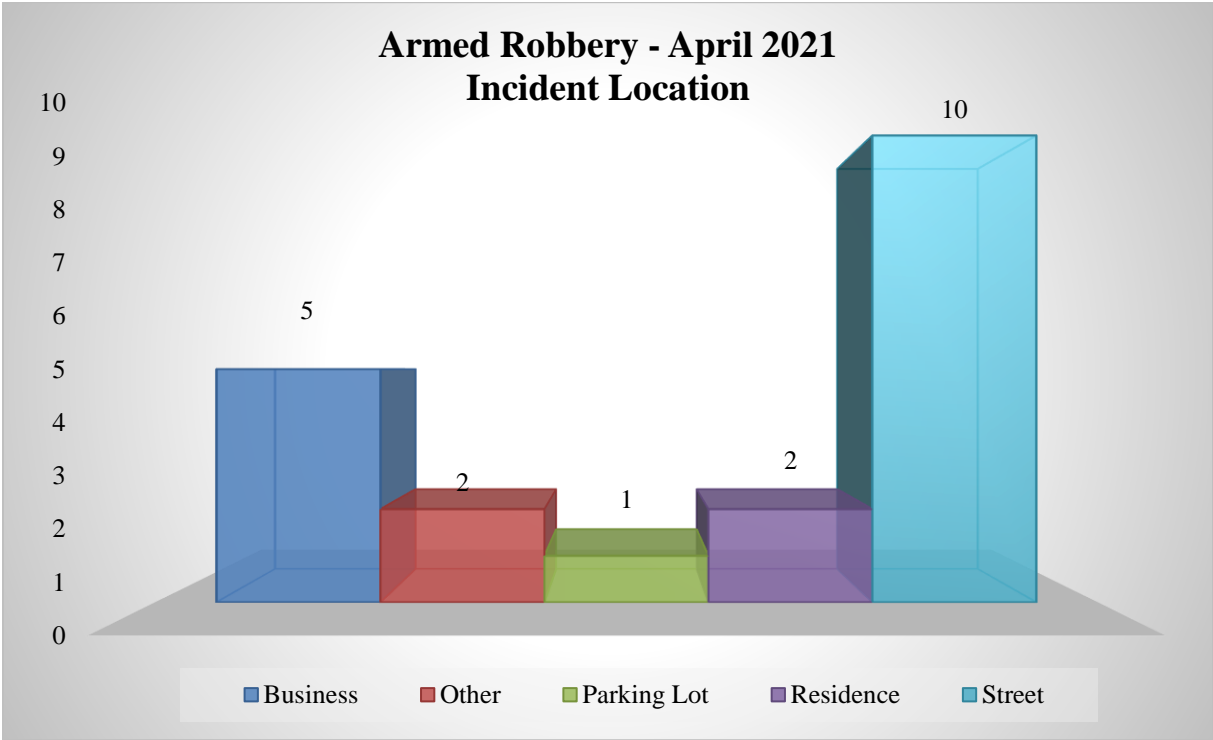
Armed Robbery - Police Division April 2021



2021	CB	C	E	FH	NE	NW	SC	SE	S	SW	W	GB	FI
2021	1	0	1	1	4	1	4	2	0	6	0	0	0

Armed Robbery - Weapon Used April 2021

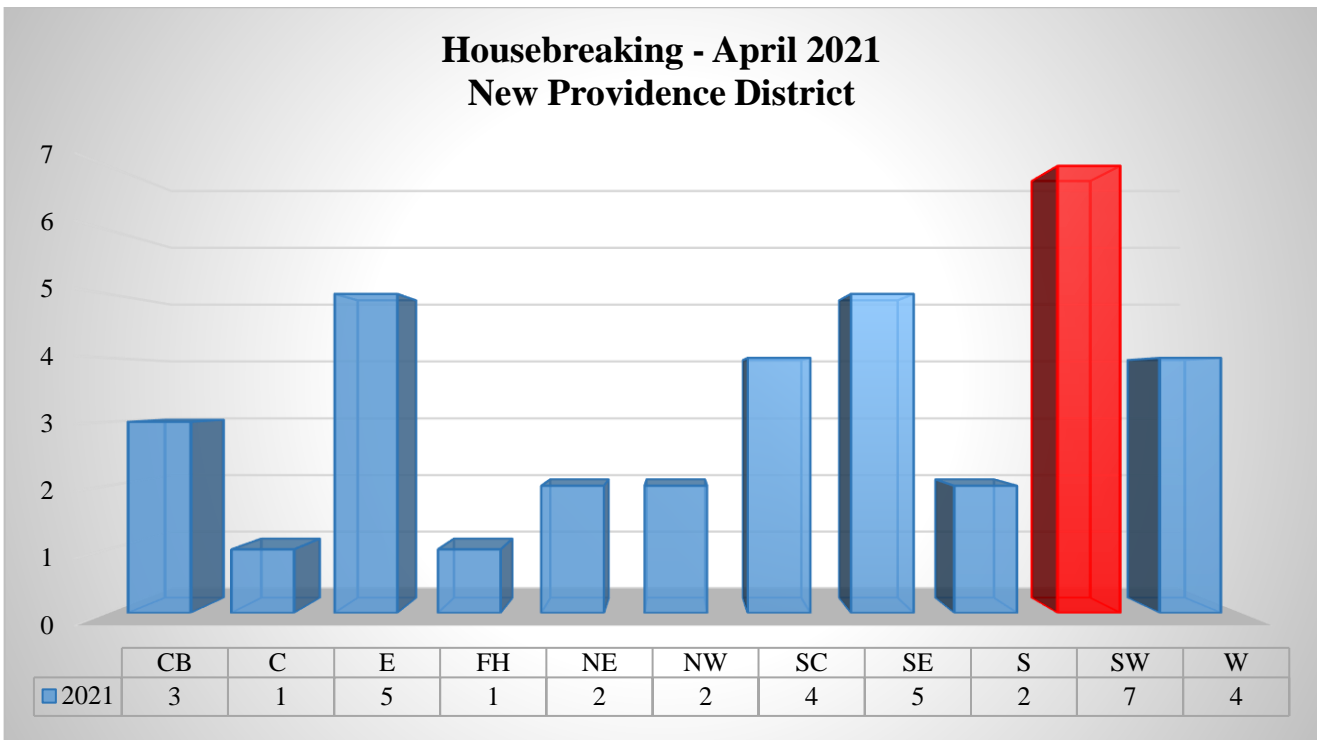
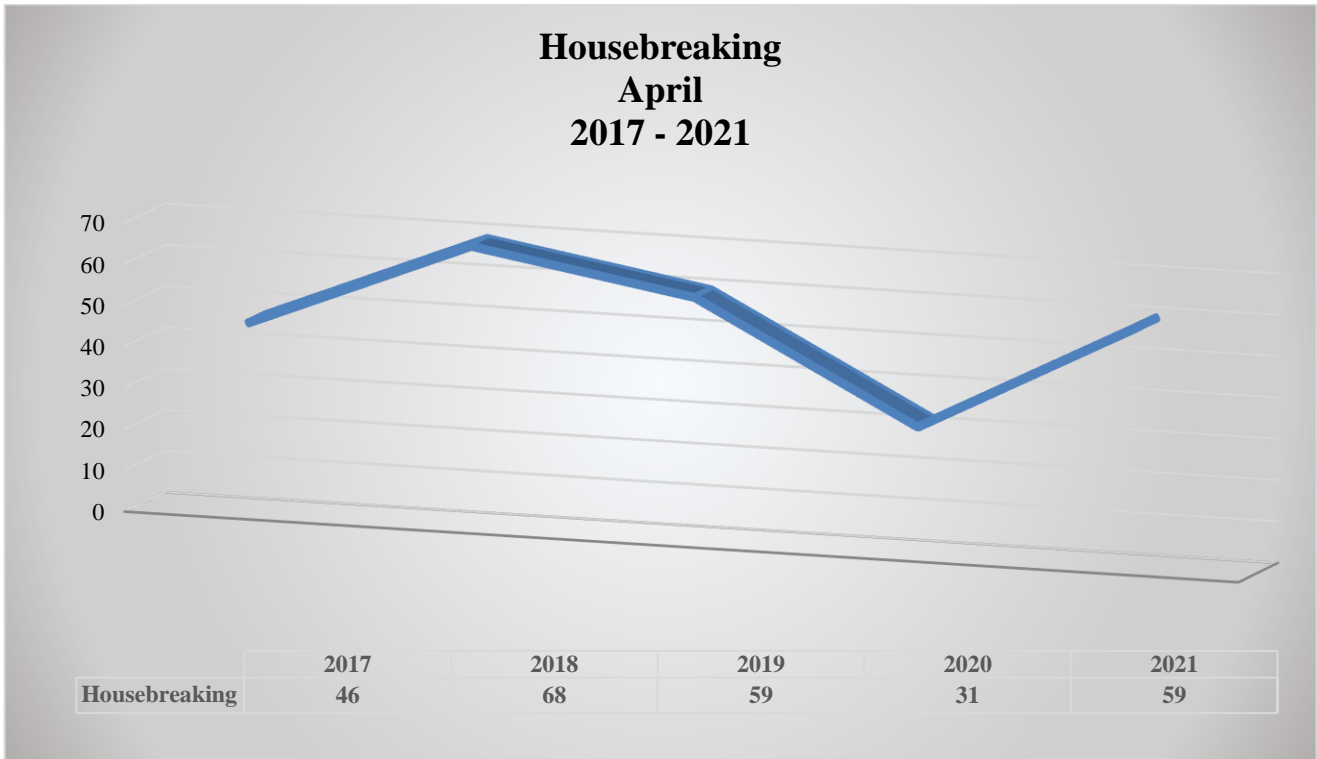




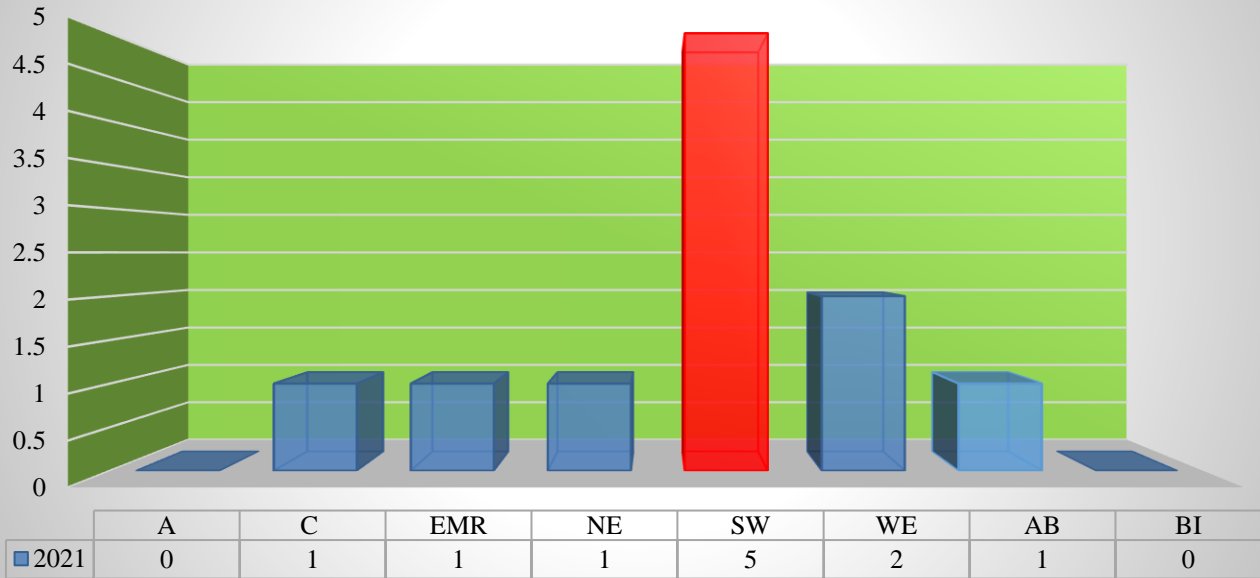
N.B. These are preliminary figures and are subject to change. Research and Policy Branch, RBPF.

Housebreakings

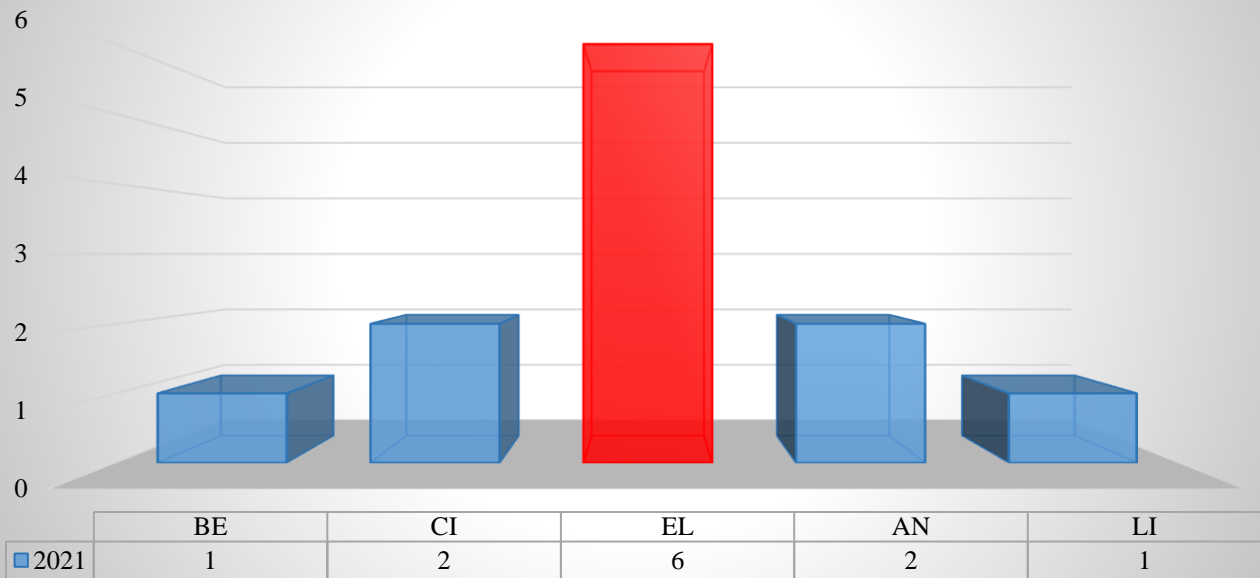
For April 2021, housebreakings increased by 90% with 59 incidents, compared to 31 over the same period in 2020. Based on preliminary figures, housebreakings were more likely to occur on a Monday than any other day of the week.



Housebreaking - April 2021 Grand Bahama District

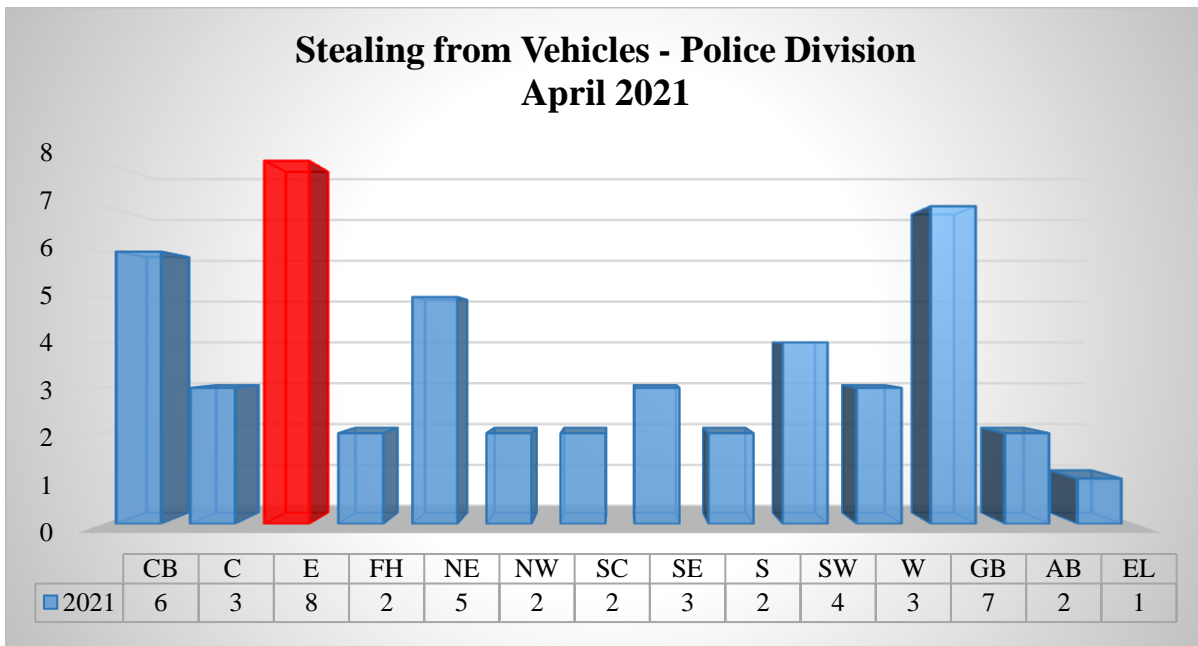
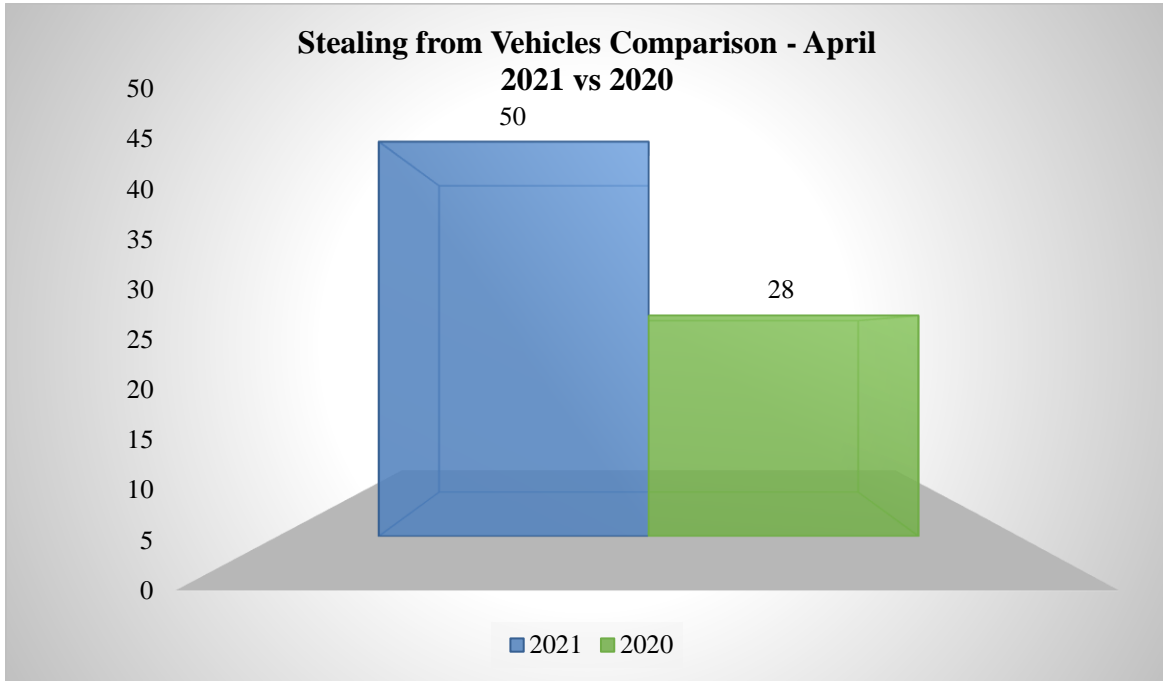


Housebreaking - April 2021 Family Islands District

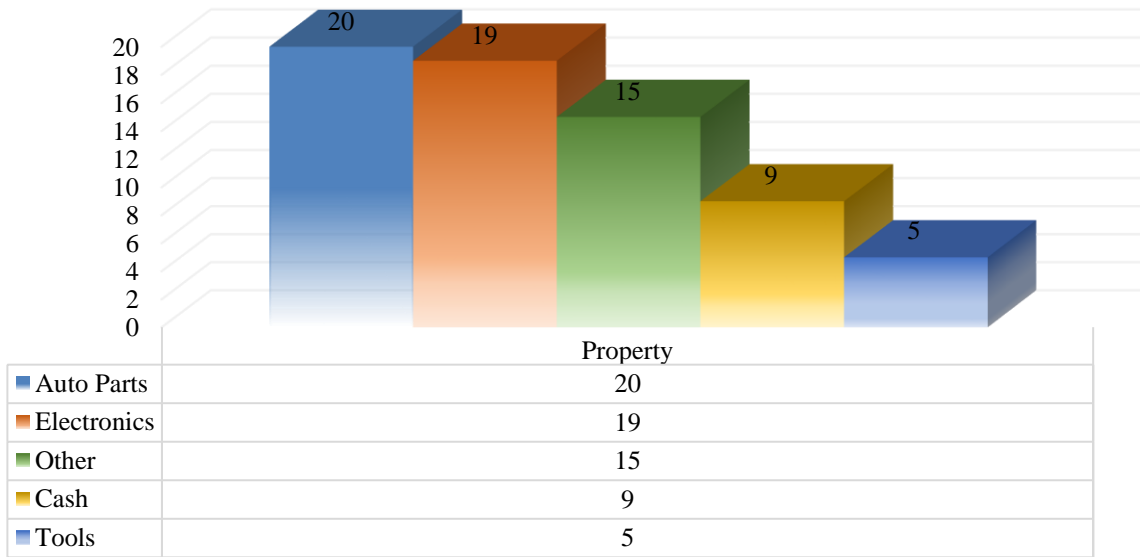


Stealing from Vehicle

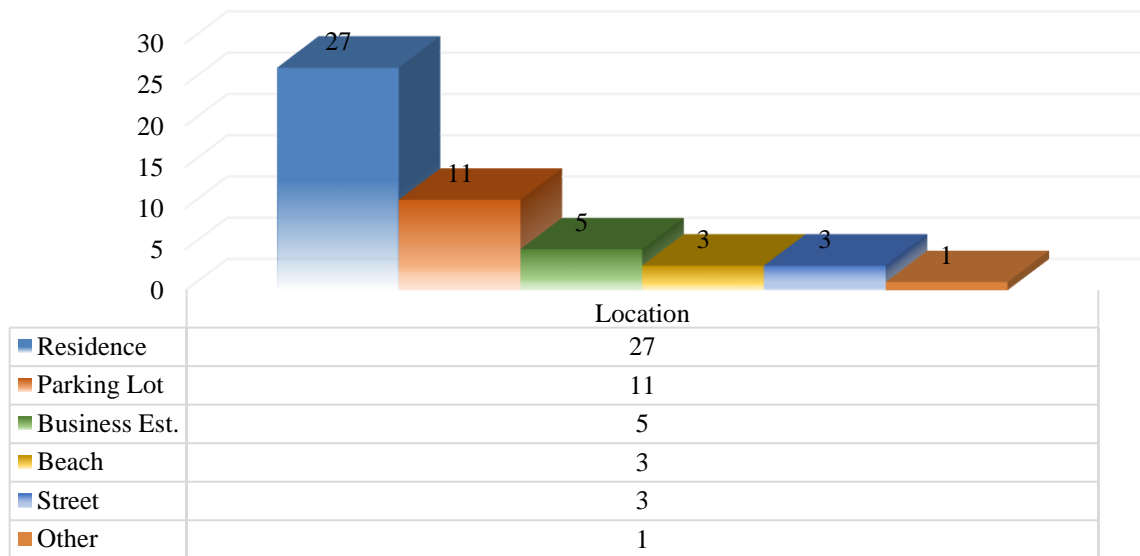
For the month of April 2021, stealing from a vehicle increased by 79% with 50 incidents, compared to 28 over the same period in 2020. Items of choice stolen from vehicles mostly consisted of electronics, auto parts, cash and tools. Residences were the most targeted areas for this crime representing 54% of stealing incidents. Stealing from vehicles mostly occurred with the Eastern Division.



Stealing from Vehicle - Items Stolen April 2021

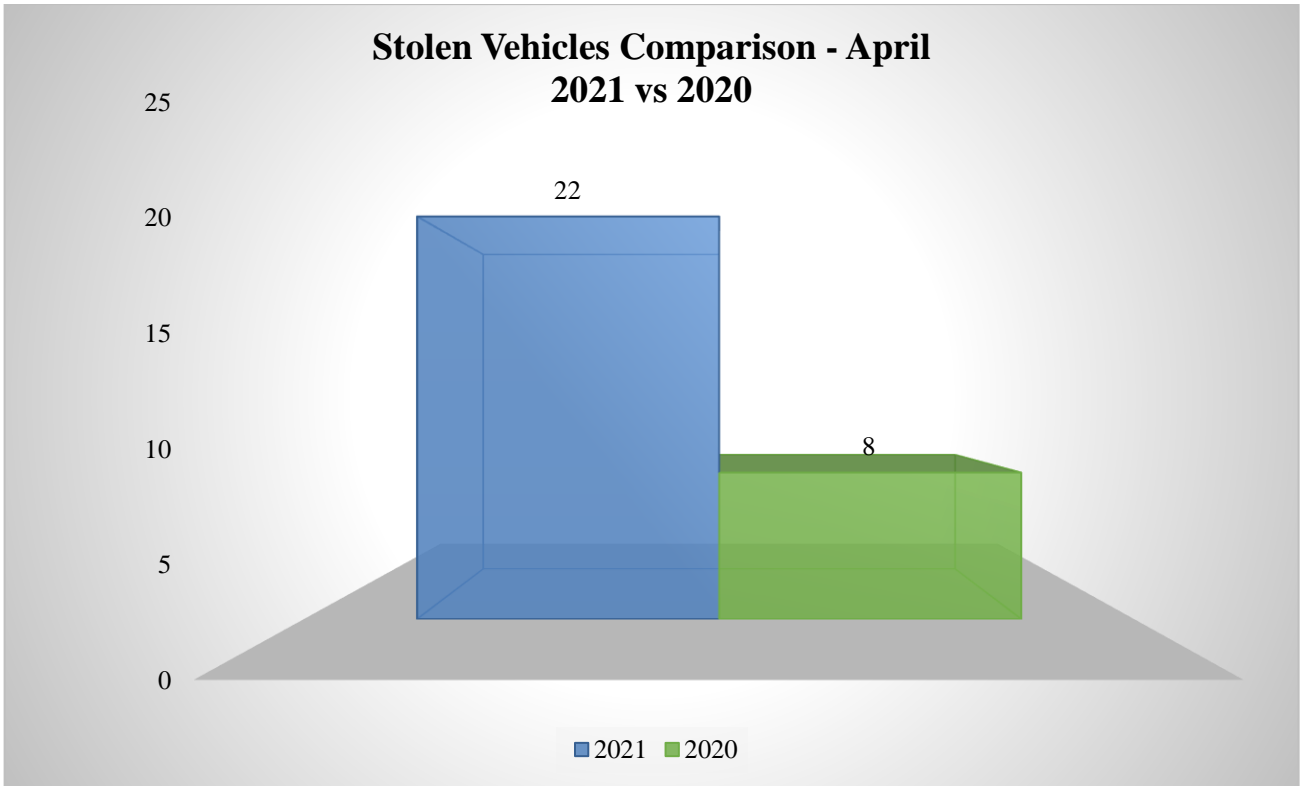


Stealing from Vehicle - Location Type April 2021

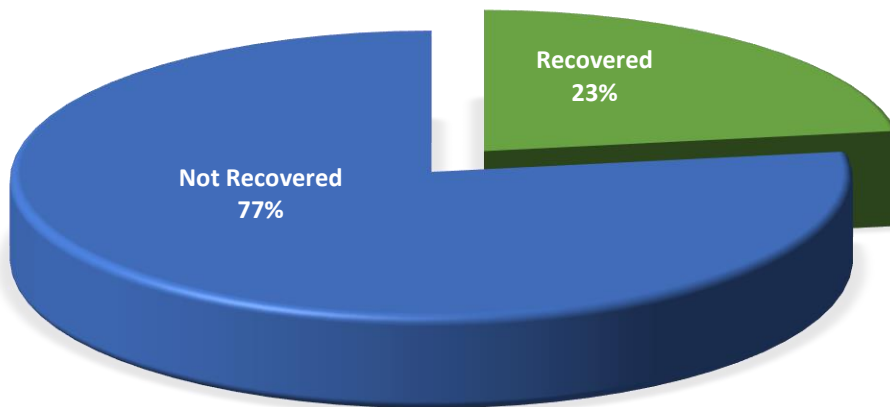


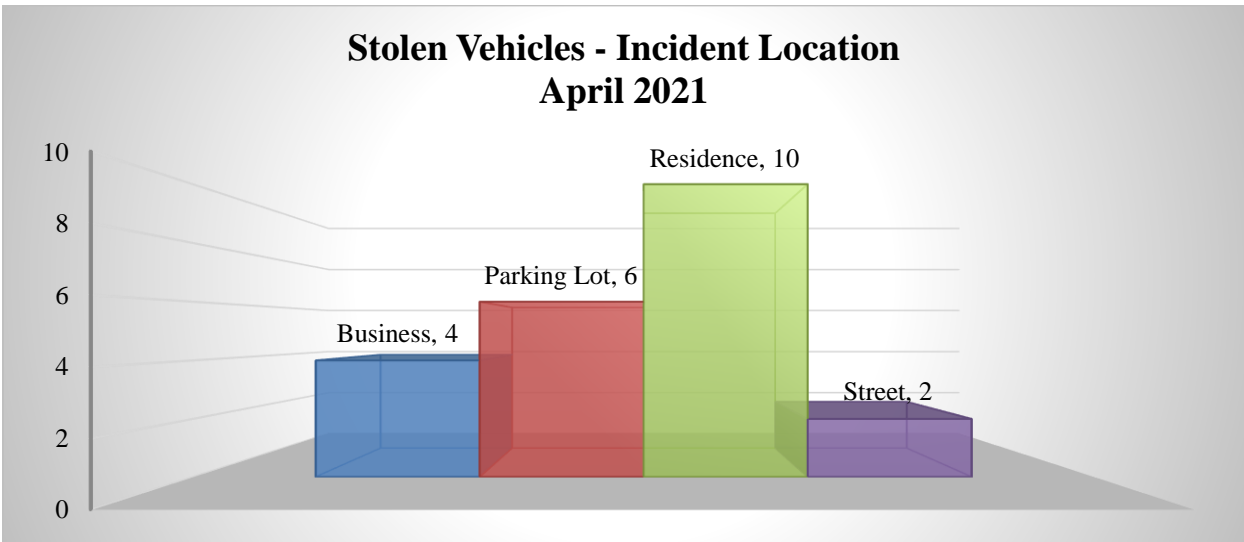
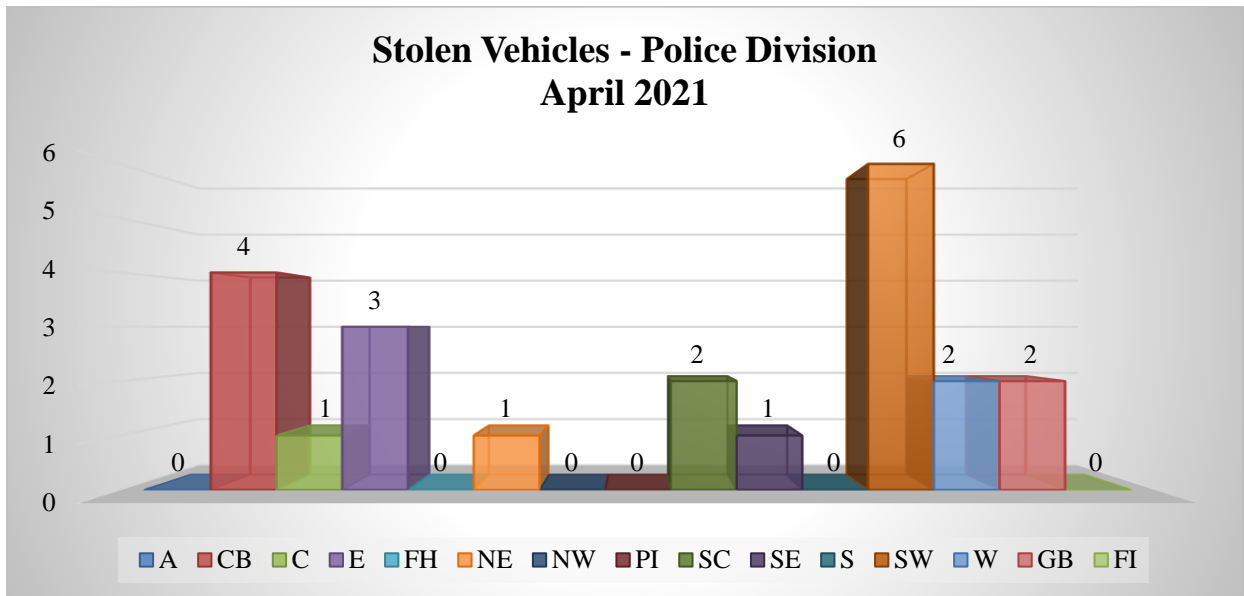
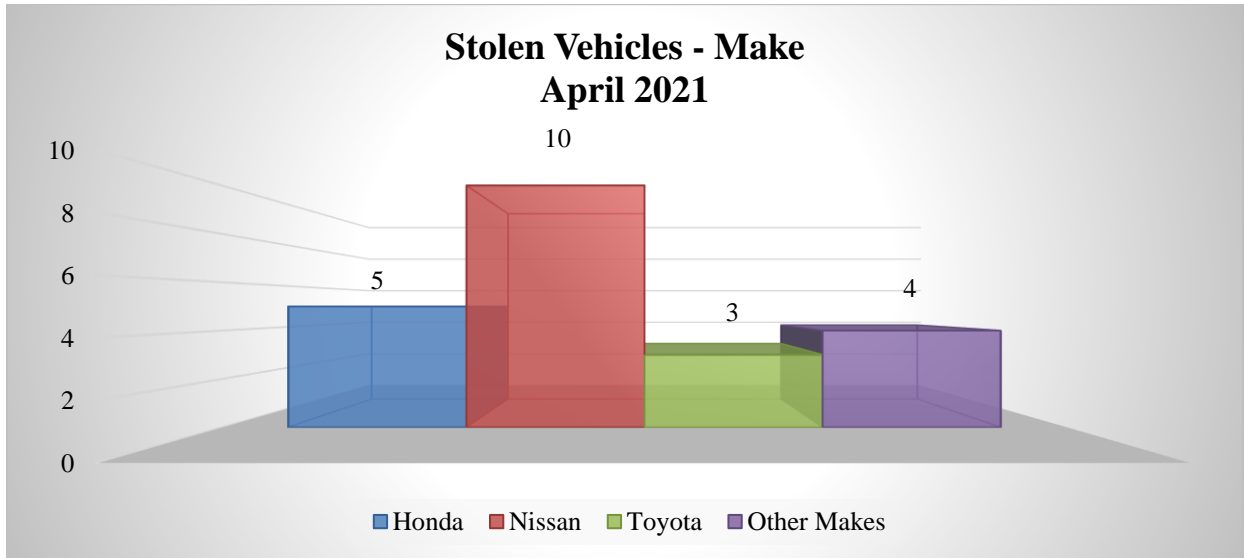
Stolen Vehicle

In April 2021, stolen vehicles increased by 175% with 22 incidents, compared to 8 over the same period in 2020. Five or 23% of vehicles stolen for the month were recovered.



Stolen Vehicles Recovered April 2021





**National Reported Crimes
New Providence District
April
2021 vs 2020**

Crimes Against the Person	2021	2020	% CHANGE
Murder	10	1	900
Attempted Murder	1	0	100
Manslaughter	0	0	0
Rape	3	0	100
Attempted Rape	0	0	0
Unlawful Sexual Intercourse	12	8	50
Armed Robbery	20	8	150
Robbery	6	1	500
Attempted Robbery	0	0	0
Sub-Total	52	18	189
Crimes Against the Property	2021	2020	Total
Burglary	8	10	-20
Housebreaking	36	10	260
Shopbreaking	29	34	-15
Stealing	59	37	59
Stealing from Vehicle	40	26	54
Stolen Vehicle	20	8	150
Sub-Total	192	125	54
Total	244	143	71

**National Reported Crimes
New Providence District Breakdown
April 2021**

Crimes Against the Person	A	CB	C	E	FH	NE	NW	PI	SC	SE	S	SW	W	Total
Murder	0	0	1	0	0	7	0	0	1	0	1	0	0	10
Attempted Murder	0	0	0	0	0	0	0	0	0	1	0	0	0	1
Manslaughter	0	0	0	0	0	0	0	0	0	0	0	0	0	0
Rape	0	0	1	0	0	0	0	0	1	0	0	1	0	3
Attempted Rape	0	0	0	0	0	0	0	0	0	0	0	0	0	0
Unlawful Sex	0	1	0	2	0	1	0	0	3	1	0	4	0	12
Armed Robbery	1	0	0	1	1	4	1	0	4	2	0	6	0	20
Robbery	0	0	1	0	1	0	0	0	1	0	1	2	0	6
Attempted Robbery	0	0	0	0	0	0	0	0	0	0	0	0	0	0
Sub Total	1	1	3	3	2	12	1	0	10	4	2	13	0	52
Crimes Against the Property	A	CB	C	E	FH	NE	NW	PI	SC	SE	S	SW	W	Total
Burglary	0	0	1	1	1	1	1	0	1	0	0	2	0	8
Housebreaking	0	3	1	5	1	2	2	0	4	5	2	7	4	36
Shopbreaking	0	1	3	2	0	4	1	0	4	6	1	6	1	29
Stealing	0	4	6	9	2	2	2	2	8	4	5	11	4	59
Stealing from Vehicle	0	6	3	8	2	5	2	0	2	3	2	4	3	40
Stolen Vehicle	0	4	1	3	0	1	0	0	2	1	0	6	2	20
Sub Total	0	18	15	28	6	15	8	2	21	19	10	36	14	192
TOTAL	1	19	18	31	8	27	9	2	31	23	12	49	14	244

National Reported Crimes
Grand Bahama & Northern Bahamas District (Abaco & Bimini)
April
2021 vs 2020

Crimes Against the Person	2021	2020	% CHANGE
Murder	0	1	-100
Attempted Murder	0	0	0
Manslaughter	0	0	0
Rape	1	0	100
Attempted Rape	0	0	0
Unlawful Sexual Intercourse	1	1	0
Armed Robbery	0	0	0
Robbery	1	0	100
Attempted Robbery	0	0	0
Sub-Total	3	2	50
Crimes Against the Property	2021	2020	Total
Burglary	0	0	0
Housebreaking	11	9	22
Shopbreaking	2	13	-85
Stealing	9	6	50
Stealing from Vehicle	9	2	350
Stolen Vehicle	2	0	100
Sub-Total	33	30	10
Total	36	32	13

National Reported Crimes
Grand Bahama & Northern Bahamas District (Abaco & Bimini) Breakdown
April 2021

Crimes Against the Person	A	C	EMR	NE	SW	WE	AB GBNB	BI GBNB	Total
Murder	0	0	0	0	0	0	0	0	0
Attempted Murder	0	0	0	0	0	0	0	0	0
Manslaughter	0	0	0	0	0	0	0	0	0
Rape	0	1	0	0	0	0	0	0	1
Attempted Rape	0	0	0	0	0	0	0	0	0
Unlawful Sex	0	1	0	0	0	0	0	0	1
Armed Robbery	0	0	0	0	0	0	0	0	0
Robbery	0	0	0	0	0	0	1	0	1
Attempted Robbery	0	0	0	0	0	0	0	0	0
Sub Total	0	2	0	0	0	0	1	0	3
Crimes Against the Property	A	C	EMR	NE	SW	WE	AB GBNB	BI GBNB	TOTAL
Burglary	0	0	0	0	0	0	0	0	0
Housebreaking	0	1	1	1	5	2	1	0	11
Shopbreaking	0	0	0	0	1	0	1	0	2
Stealing	0	2	0	0	3	0	4	0	9
Stealing from Vehicle	0	3	1	1	2	0	2	0	9
Stolen Vehicle	0	0	0	1	0	0	1	0	2
Sub Total	0	6	2	3	11	2	9	0	33
TOTAL	0	8	2	3	11	2	10	0	36

**National Reported Crimes
Family Islands District
(Central & Southern Bahamas)
April 2021 vs April 2020**

Crimes Against the Person	2021	2020	% CHANGE
Murder	0	1	-100
Attempted Murder	0	0	0
Manslaughter	0	0	0
Rape	1	0	100
Attempted Rape	0	0	0
Unlawful Sexual Intercourse	2	4	-50
Armed Robbery	0	0	0
Robbery	0	0	0
Attempted Robbery	0	0	0
Sub-Total	3	5	-40
Crimes Against the Property	2021	2020	% CHANGE
Burglary	2	0	100
Housebreaking	12	12	0
Shopbreaking	11	15	-27
Stealing	5	5	0
Stealing from Vehicle	1	0	100
Stolen Vehicle	0	0	0
Sub-Total	31	32	-3
Total	34	37	-8

**National Reported Crimes
Family Islands District Breakdown
(Central & Southern Bahamas)
April 2021**

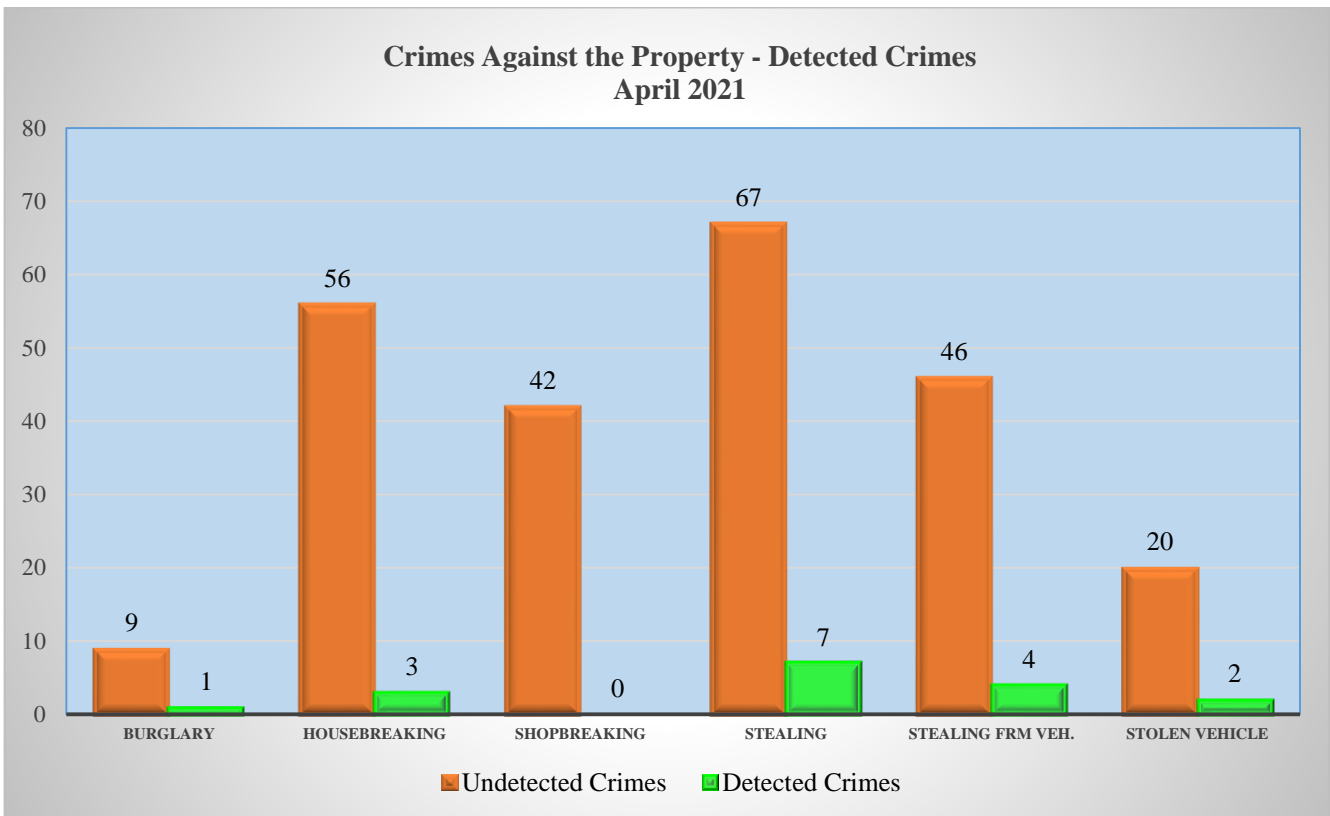
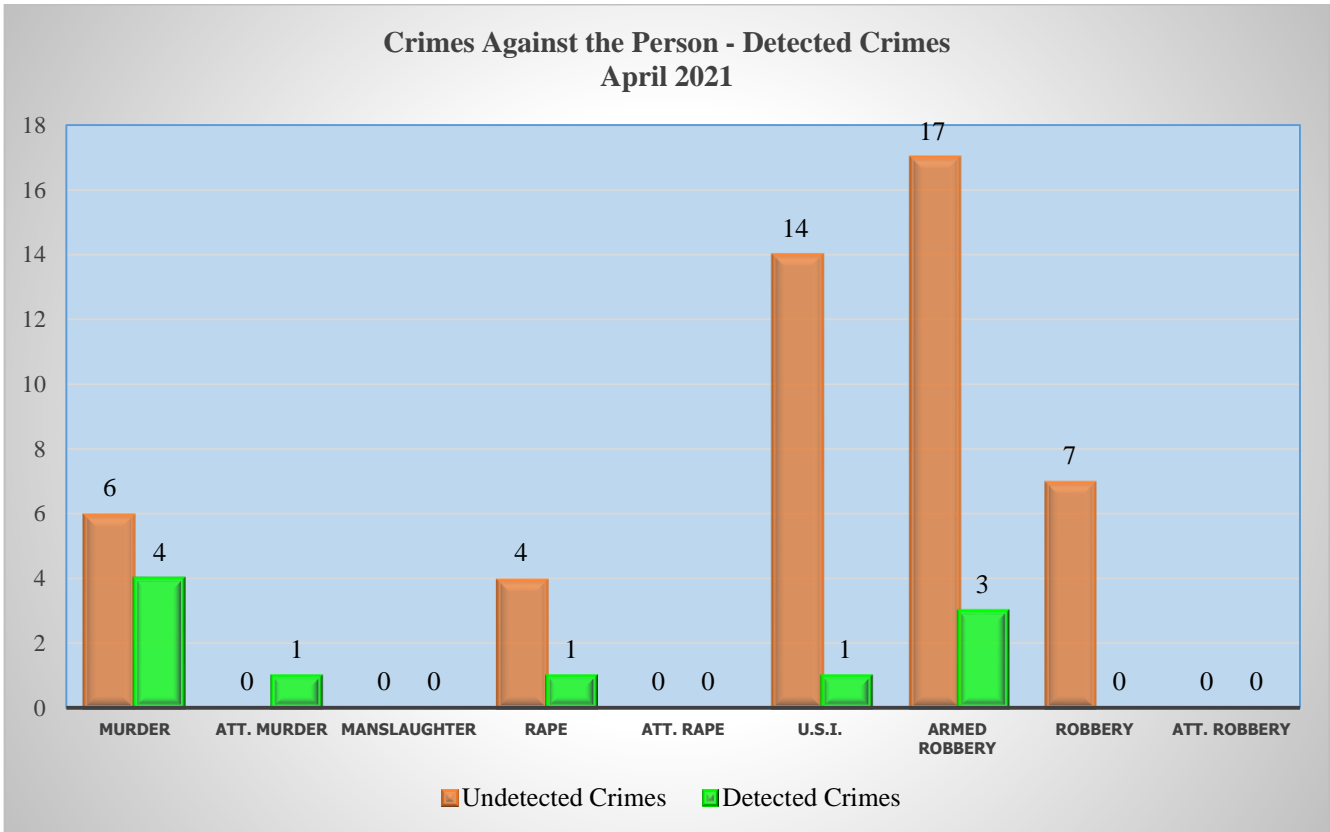
Crimes Against Person	AC	AN	BE	CI	EL	EX	IN	LI	M	RC	SS	Total
Murder	0	0	0	0	0	0	0	0	0	0	0	0
Attempted Murder	0	0	0	0	0	0	0	0	0	0	0	0
Manslaughter	0	0	0	0	0	0	0	0	0	0	0	0
Rape	1	0	0	0	0	0	0	0	0	0	0	1
Attempted Rape	0	0	0	0	0	0	0	0	0	0	0	0
Unlawful Sex	1	1	0	0	0	0	0	0	0	0	0	2
Armed Robbery	0	0	0	0	0	0	0	0	0	0	0	0
Robbery	0	0	0	0	0	0	0	0	0	0	0	0
Attempted Robbery	0	0	0	0	0	0	0	0	0	0	0	0
Sub Total	2	1	0	0	0	0	0	0	0	0	0	3
Crimes Against Property	AC	AN	BE	CI	EL	EX	IN	LI	M	RC	SS	Total
Burglary	0	1	0	0	0	1	0	0	0	0	0	2
Housebreaking	0	2	1	2	6	0	0	1	0	0	0	12
Shopbreaking	0	8	0	1	2	0	0	0	0	0	0	11
Stealing	0	2	0	0	2	0	0	1	0	0	0	5
Stealing from Vehicle	0	0	0	0	1	0	0	0	0	0	0	1
Stolen Vehicle	0	0	0	0	0	0	0	0	0	0	0	0
Sub Total	0	13	1	3	11	1	0	2	0	0	0	31
TOTAL	2	14	1	3	11	1	0	2	0	0	0	34

Detection Rates - All Bahamas

**April
2021 vs 2020**

Crimes Against Persons	2021			2020		
	Recorded Crimes	Detected Crimes	Detection Rate (%)	Recorded Crimes	Detected Crimes	Detection Rate (%)
Murder	10	4	40	3	3	100
Attempted Murder	1	1	100	0	0	0
Manslaughter	0	0	0	0	0	0
Rape	5	1	20	0	0	0
Attempted Rape	0	0	0	0	0	0
Unlawful Sexual Intercourse	15	1	7	13	0	0
Armed Robbery	20	3	15	8	0	0
Robbery	7	0	0	1	1	100
Attempted Robbery	0	0	0	0	0	0
Sub Total	58	10	17	25	4	16
Crimes Against Property	Recorded Crimes	Detected Crimes	Detection Rate (%)	Recorded Crimes	Detected Crimes	Detection Rate (%)
Burglary	10	1	10	10	0	0
Housebreaking	59	3	5	31	3	10
Shopbreaking	42	0	0	62	17	27
Stealing	73	7	10	48	4	8
Stealing From Vehicle	50	4	8	28	1	4
Stolen Vehicle	22	2	9	8	3	38
Sub Total	256	17	7	187	28	15
TOTAL	314	27	9	212	32	15

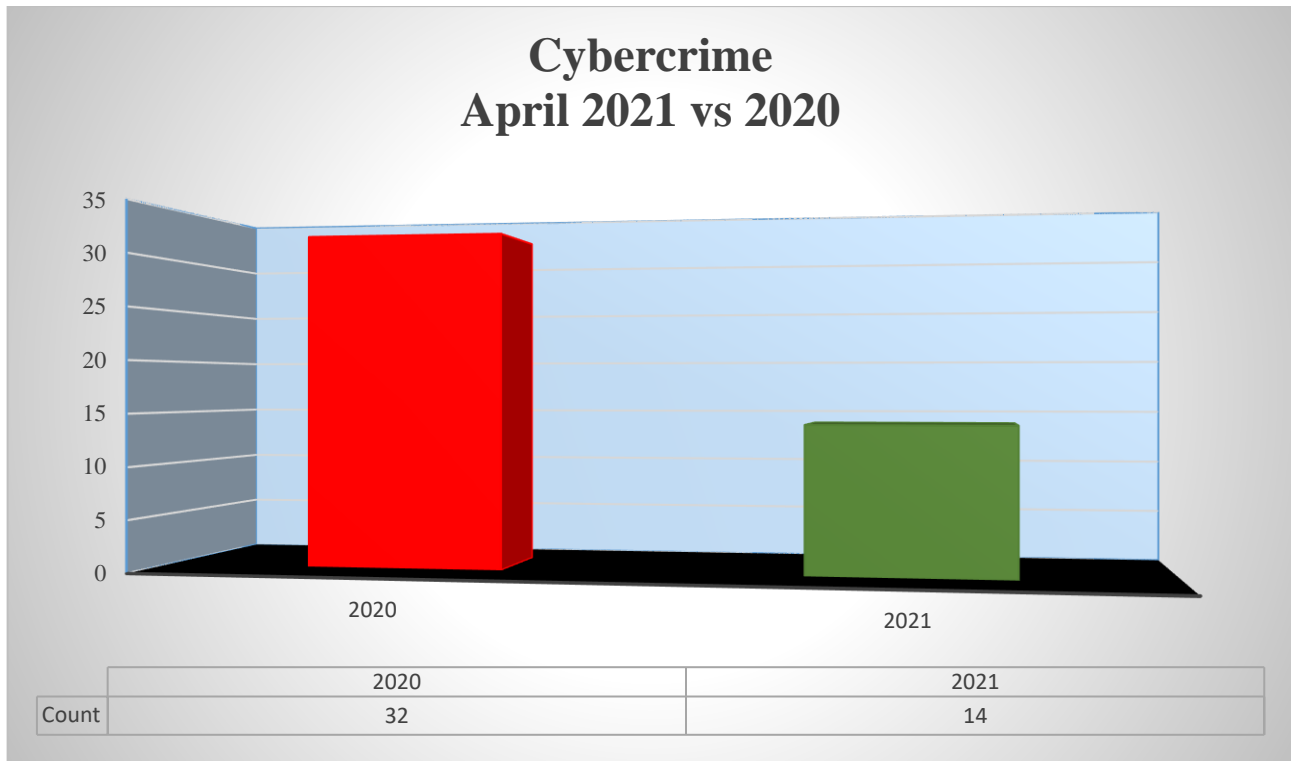
**Detection Rates - All Bahamas
April, 2021**



N.B. These are preliminary figures and are subject to change. Research and Policy Branch, RBPF.

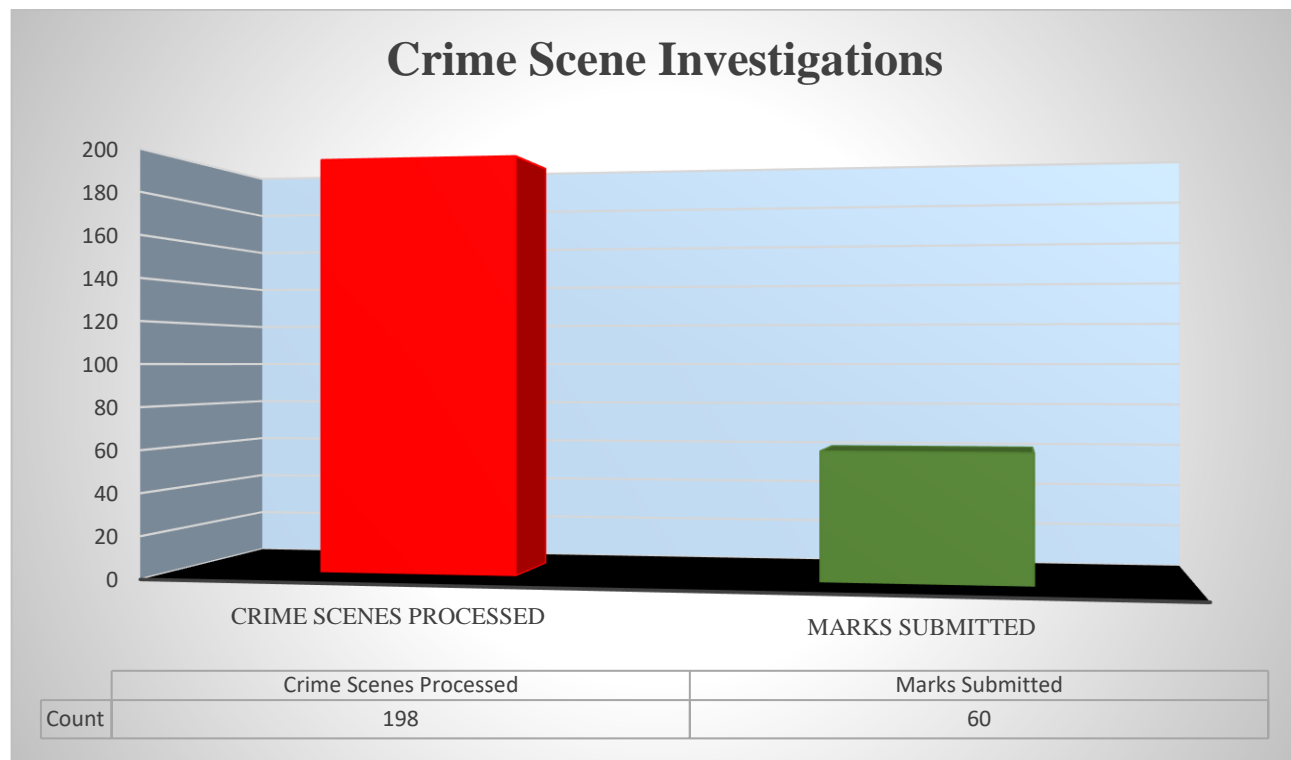
Cybercrime

In April 2021, cybercrime decreased by 56% with 14 incidents, compared to 32 in 2020. These cases include libel, hacking, extortion, computer misuse, threats and so on.



Crime Scene Investigation

For April 2021, one hundred and ninety-eight crime scenes were processed and 60 latent print marks were submitted for evidence.



N.B. These are preliminary figures and are subject to change. Research and Policy Branch, RBPF.

Illegal Firearm Discovery and Seizure Demographics
April 2021

Illegal Firearm Discovery/Seizure - Firearm Type				
Pistol	Revolver	Rifle	Shotgun	Total
19	4	1	1	25

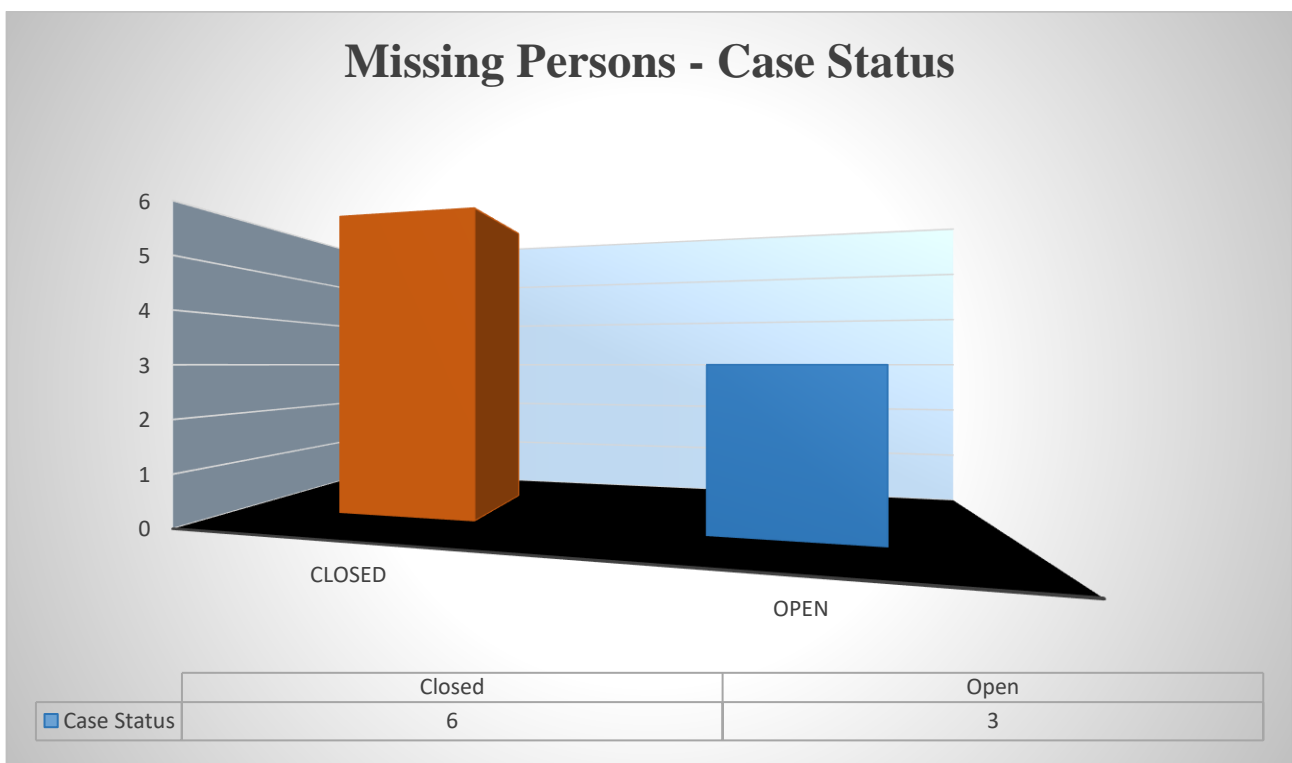
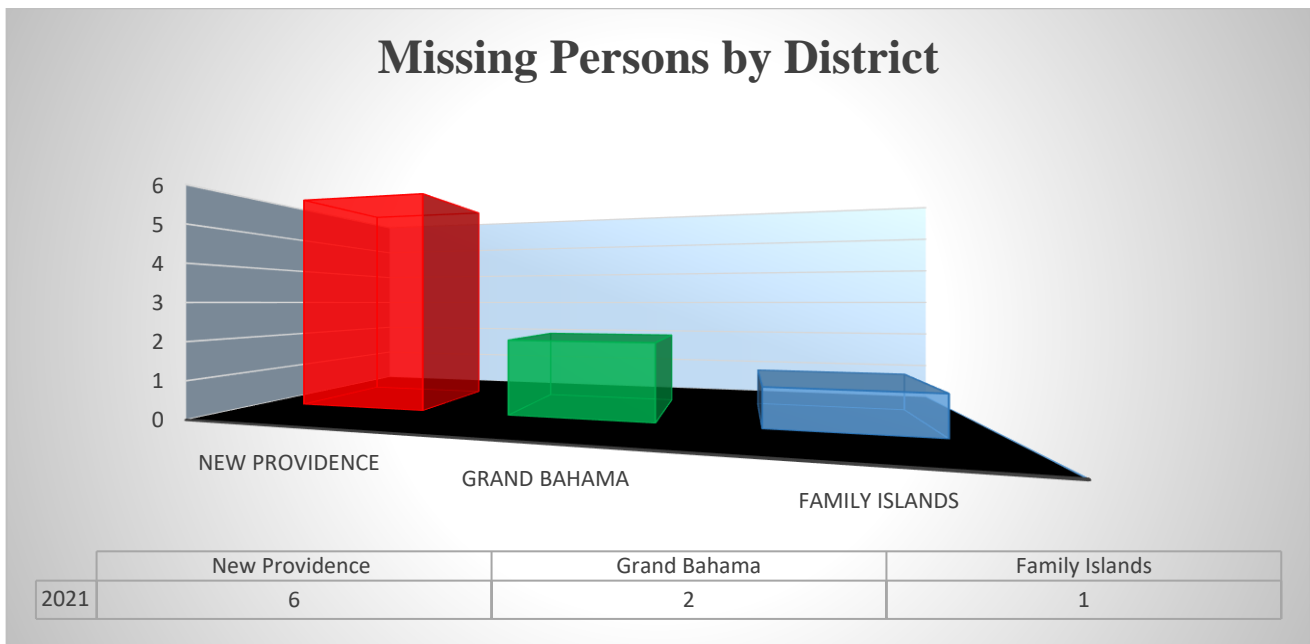
Firearm Discovery/Seizure By Division	
Unit	Firearm
Airport	0
Cable Beach	0
Central	0
Eastern	0
Fox Hill	1
Northeastern	4
Northwestern	0
Paradise Island	0
South Central	5
Southeastern	1
Southern	2
Southwestern	2
Western	0
Central -GB	5
EMR -GB	0
Northeastern -GB	2
Southwestern -GB	1
West End -GB	0
Abaco	2
Eleuthera	0
Total	25

Dangerous Drugs Discovery, Seizures and Arrests – April 2021

APRIL 2021	TYPE OF DRUGS		GRAND TOTAL	
	COCAINE		1.41 lbs.	
	HYDROPONIC MA		2.75	
	MARIJUANA		172.53 lbs.	
	MARIJUANA PLANTS		2 plants	
	MARIJUANA BROWNIES		1 brownie	
	MARIJUANA CANDIES		38 candies	
	MARIJUANA CIGARETTE		7 boxes	
	MARIJUANA BOMB PAIN FREEZE		2 jars	
	MARIJUANA GUMMIES		2 gummies, 22 packages	
	MARIJUANA BLACK FLAM SPLIFF		15 packages	
	MARIJUANA OIL		6 bottles	
	MARIJUANA ASSORTED FLAVOR WRAP		157 packages	
	ECSTASY TABLETS		14 tablets	
	TOTAL CASES		95	
	CASES PROSECUTED		56	
	PERSONS ARRESTED		91	
	PERSONS CHARGED		71	
	PERSON ARRESTED	AMOUNT ARRESTED	AMOUNT CHARGE	AMOUNT NOT CHARGED
	ADULT	88	70	18
JUVENILE	3	1	2	
	91	71	20	

Missing Persons

The Royal Bahamas Police Force investigated 9 reported incidents of missing persons throughout the Commonwealth of the Bahamas. A total of 6 cases have been solved and the missing individuals were found safe. Three cases remain open under investigation.



**Emergency Powers Order
COVID-19 Breaches by District
April 2021**

Emergency Powers Order (Offences)	New Providence	Grand Bahama	Family Islands	Total
Attending social gathering	0	0	0	0
Other Breach	86	11	31	128
Curfew Breach	56	60	11	127
Fail to enforce social distancing	1	2	0	3
Fail to implement sanitizing requirements	0	0	0	0
Failure to carry government ID	12	19	1	32
Failure to social distance	0	0	0	0
Failure to utilize curbside business	0	0	0	0
Failure to wear face mask	22	20	0	42
Hosting social gathering	1	1	0	2
Operating prohibited business	18	0	0	18
Permit person on premises w/o mask	0	0	0	0
Permit person to inside dining	2	0	0	2
Sub Total	198	113	43	354

Other Police Activities
All Bahamas
April
2021 vs 2020

Other Activities	2021	2020	% Change
Police Field Check Patrols	1,340	351	282
Assistance Requested	183	326	-44
Persons Searched	22	5	340
Electronic Monitoring Breach	24	12	100
Breach of Bail – Witness Tampering	1	0	100
Breach of Bail – Fail to sign in	0	0	0
Police Stop and Search	146	6	2333
Alarm Activation	57	35	63
Fire Alarms	6	4	50
Road Checks	48	7	586
Warrants Executed	91	12	658

Other Community Activities	2021	2020	% Change
Police Escorts	179	61	193
Police Visits	1,591	1,208	32
School Visits	179	8	2138
Community Policing Initiatives	224	4	5500
COVID 19 Assistance	4	11	-64

**Complaints Against Police Officers
April 2021**

Complaints Against Police Officers	
Case Type	Total
Civilians	20
Police	5
Corruption	0
Total	25

Case Status - Civilian Matters							
Under Investigation	Complaint Withdrawn	Unfounded	Subjudice	Civil Action Advised/ Warning	Compensation	Pending Trial	Total
16	0	0	0	3	0	1	20

Case Status – Internal Matters							
Under Investigation	Discharge / Acquittal	Withdrawn / No Further Action	Resignation	Conviction	Unfounded/ Unsubstantiated/ Insufficient Evidence	Before Tribunal	Total
4	0	0	0	0	0	1	5

Case Status - Corruption Matter				
Under Investigation	Complaint Withdrawn	Unfounded/ Unsubstantiated/ Insufficient Evidence	Before Tribunal	Total
0	0	0	0	0

**Fire Calls – All Bahamas
April 2021 vs 2020**

Fire Calls – All Bahamas			
Type of Call	2021	2020	% Change
Building	14	8	75
Vehicles	18	8	125
Bush	24	36	-33
Special Service	1	3	-67
False Alarms	22	44	-50
Boat	0	0	0
Bomb Threat	0	0	0
Electrical	9	15	-40
Rubbish	37	46	-20
Miscellaneous	1	5	-80
Total Calls	126	165	-24
Total Estimated Damages	617,800.00	109,500.00	464

Fire Calls - Breakdown			
Category	2021	2020	% Change
Death by Fire	0	0	0
Fire Injuries	1	3	-67
Investigated Fires	0	0	0
Arson Matters	5	6	-17
Extrication	0	0	0
Family Island Fires	0	0	0
Family Island Deaths	0	0	0
Family Island Injuries	0	0	0
Major Fires	0	0	0
Accidental Fires	2	4	-50
Insured Estimated Damages	260,800.00	80,500.00	224
Uninsured Estimated Damages	357,000.00	29,000.00	1131

Miscellaneous Incidents
All Bahamas
April 2021 vs 2020

Miscellaneous Incidents – All Bahamas			
Category	2021	2020	% CHANGE
Alarm Activation	57	35	63
Assault	179	68	163
Assault Police Officer	18	6	200
Attempted Breaking	10	12	-17
Attempted Stealing	10	2	400
Bomb Threat	0	0	0
Causing Damage	162	67	142
Causing Harm	106	51	108
Child Abuse	6	1	500
Child Neglect	2	1	100
Disturbance	121	95	27
Gunshot Reports	96	43	123
Lost Passport	90	18	400
Loud Music	4	3	33
Stealing from Vehicle (Minor)	104	1	10300
Stealing (Minor)	138	68	103
Sudden Death (Natural Causes)	85	100	-15
Threats of Death	122	66	85
Threats of Harm	77	36	114
Wounding	11	8	38
TOTAL	1,398	681	105

Miscellaneous Incidents – Divisional Breakdown
All Bahamas
April 2021

Miscellaneous Incidents – Police Divisions																
Category	A	CB	C	E	FH	NE	NW	PI	SC	SE	S	SW	W	GB	FI	Total
Alarm Activation	0	1	1	0	2	0	0	2	0	1	0	1	0	43	6	57
Assault	0	0	5	7	14	21	15	4	26	6	9	32	2	15	23	179
Assault Police Officer	0	0	0	0	1	2	0	0	0	2	0	2	0	8	3	18
Attempted Breaking	0	0	1	2	1	2	0	0	0	0	0	2	0	0	2	10
Attempted Stealing	0	0	1	1	2	1	0	0	0	1	0	4	0	0	0	10
Bomb Threat	0	0	0	0	0	0	0	0	0	0	0	0	0	0	0	0
Causing Damage	0	6	7	18	3	10	7	1	17	21	7	19	3	24	19	162
Causing Harm	0	0	2	5	8	3	8	0	6	8	6	10	0	27	23	106
Child Abuse	0	0	0	0	0	1	1	0	1	2	1	0	0	0	0	6
Child Neglect	0	0	0	0	0	0	0	0	0	0	1	1	0	0	0	2
Disturbance	0	7	1	2	2	0	2	1	1	4	3	3	2	66	27	121
Gunshots Report	0	0	3	6	1	21	12	0	0	14	22	12	1	4	0	96
Lost Passport	3	1	0	5	5	4	3	1	6	17	6	13	2	17	7	90
Loud Music	0	0	0	0	0	0	0	0	1	1	1	0	1	0	0	4
Stealing from Vehicle (Minor)	0	6	9	13	4	11	13	1	11	7	5	11	5	5	3	104
Stealing (Minor)	1	4	8	7	6	12	4	1	12	30	6	23	6	8	10	138
Sudden Death (Natural Causes)	0	4	4	8	2	9	1	0	5	6	3	10	3	18	12	85
Threats of Death	0	1	4	11	4	11	12	0	13	12	13	11	2	21	7	122
Threats of Harm	0	2	6	7	4	6	2	0	12	5	8	3	1	11	10	77
Wounding	0	0	1	2	0	1	1	0	1	2	0	3	0	0	0	11
Total	4	32	53	94	59	115	81	11	112	139	91	160	28	267	152	1,398

Domestic Related Cases
All Bahamas
April 2021 vs 2020

Domestic Related Cases	2021	2020	% CHANGE
Murder	4	4	0
Attempted Murder	0	0	0
Assault	75	22	241
Assault with a deadly weapon	9	6	50
Assistance Requested	10	28	-64
Causing Damage	32	10	220
Causing Harm	28	23	22
Disturbance	26	7	271
Domestic Reports (General)	112	26	331
Fighting	2	0	100
Grievous Harm	1	0	100
Harassment	9	2	350
Shooting	0	0	0
Stabbing	2	1	100
Threat of Arson	1	1	0
Threat of Harm	17	6	183
Threat of Death	27	11	145
Trespassing	1	0	100
Wounding	3	1	200
TOTAL	359	148	143

**Domestic Related Cases
Divisional Breakdown
April 2021**

Domestic Related Cases	A	CB	C	E	FH	NE	NW	PI	SC	SE	S	SW	W	GB	FI	Total
Murder	0	0	0	0	0	0	0	0	0	0	1	1	1	1	0	4
Attempted Murder	0	0	0	0	0	0	0	0	0	0	0	0	0	0	0	0
Assault	0	0	1	2	7	8	5	1	11	4	2	21	0	7	6	75
Assault with a deadly weapon	0	0	0	0	1	1	0	0	2	3	0	0	0	0	2	9
Assistance Requested	0	0	0	0	0	0	0	0	0	1	0	0	0	5	4	10
Causing Damage	0	0	0	4	0	0	1	0	4	3	0	6	0	8	6	32
Causing Harm	0	0	1	1	4	0	2	0	2	3	0	5	0	5	5	28
Disturbance	0	1	0	0	0	0	1	0	0	1	0	1	1	14	7	26
Domestic Reports	0	3	1	7	2	4	2	1	5	2	1	14	2	48	20	112
Fighting	0	0	0	0	0	0	0	0	1	0	0	0	0	1	0	2
Grievous Harm	0	0	0	0	0	0	0	0	0	0	0	1	0	0	0	1
Harassment	0	0	0	0	0	0	0	0	3	1	0	2	1	0	2	9
Shooting	0	0	0	0	0	0	0	0	0	0	0	0	0	0	0	0
Stabbing	0	0	0	0	0	0	0	0	0	1	0	0	1	0	0	2
Threat of Arson	0	0	0	0	0	0	0	0	0	0	0	1	0	0	0	1
Threat of Harm	0	0	1	1	0	1	1	0	3	2	1	0	1	4	2	17
Threat of Death	0	0	0	4	0	2	2	0	2	7	1	2	0	6	1	27
Trespassing	0	0	0	0	0	0	0	0	0	0	0	0	0	0	1	1
Wounding	0	0	1	0	0	0	0	0	0	1	0	1	0	0	0	3
Total	0	4	5	19	14	16	14	2	33	29	6	55	7	99	56	359

Gender Based Violence

April 2021

	Year	2021					2020				
	District	Total Males	Females			Total	Total Males	Females			Total
			Juvenile	Adult	%			Juvenile	Adult	%	
Murder	All Bahamas	10	0	0	0	10	3	0	0	0	3
	New Providence	10	0	0	0	10	1	0	0	0	1
	Grand Bahama	0	0	0	0	0	1	0	0	0	1
	Family Islands	0	0	0	0	0	1	0	0	0	1
Att Murder	All Bahamas	1	0	0	0	1	0	0	0	0	0
	New Providence	1	0	0	0	1	0	0	0	0	0
	Grand Bahama	0	0	0	0	0	0	0	0	0	0
	Family Islands	0	0	0	0	0	0	0	0	0	0
Shooting	All Bahamas	10	0	3	23	13	2	0	0	0	2
	New Providence	10	0	3	23	13	2	0	0	0	2
	Grand Bahama	0	0	0	0	0	0	0	0	0	0
	Family Islands	0	0	0	0	0	0	0	0	0	0
Stabbing	All Bahamas	9	0	1	10	10	7	0	2	22	9
	New Providence	6	0	1	14	7	6	0	2	25	8
	Grand Bahama	3	0	0	0	3	1	0	0	0	1
	Family Islands	0	0	0	0	0	0	0	0	0	0
Rape	All Bahamas	1	0	3	75	4	0	0	0	0	0
	New Providence	0	0	2	100	2	0	0	0	0	0
	Grand Bahama	0	0	1	100	1	0	0	0	0	0
	Family Islands	1	0	0	0	1	0	0	0	0	0
Causing Harm	All Bahamas	63	2	37	38	102	28	0	24	46	52
	New Providence	35	2	21	66	58	18	0	14	44	32
	Grand Bahama	14	0	9	39	23	9	0	7	44	16
	Family Islands	14	1	7	36	22	1	0	3	75	4
Threats of Death	All Bahamas	43	3	67	62	113	34	0	29	46	63
	New Providence	30	3	54	66	87	29	0	25	46	54
	Grand Bahama	10	0	9	47	19	2	0	3	20	5
	Family Islands	3	0	4	57	7	3	0	1	25	4
Threats of Harm	All Bahamas	31	0	43	58	74	21	1	14	63	36
	New Providence	23	0	30	57	53	14	1	13	50	28
	Grand Bahama	3	0	8	73	11	0	0	0	0	0
	Family Islands	5	0	5	50	10	7	0	1	13	8
Poss. of Firearm with intent to endanger	All Bahamas	6	0	2	25	8	0	0	0	0	0
	New Providence	0	0	2	100	2	0	0	0	0	0
	Grand Bahama	6	0	0	0	6	0	0	0	0	0
	Family Islands	0	0	0	0	0	0	0	0	0	0
Assault with deadly weapon	All Bahamas	25	0	13	34	38	24	0	10	26	34
	New Providence	23	0	9	28	32	24	0	9	27	33
	Grand Bahama	1	0	2	67	3	0	0	0	0	0
	Family Islands	1	0	2	67	3	0	0	1	100	1

Police Involved Shootings

**April
2021 vs 2020**

Encounters with Armed Suspects			
Incidents	2021	2020	% CHANGE
Police Involved Shootings	1	1	0

Encounters with Armed Suspects by Division																
Year	A	CB	C	E	FH	NE	NW	PI	SC	SE	S	SW	W	GB	FI	Total
2021	0	0	0	0	0	0	0	0	0	1	0	0	0	0	0	1
2020	0	0	0	0	0	0	0	0	0	0	0	0	0	1	0	1

Status of Armed Suspect			
Status	2021	2020	% CHANGE
Deceased	1	1	0
Injured	0	0	0

Suicide Incidents
April
2021 vs 2020

Category	2021	2020	% CHANGE
Suicide	0	1	-100
Attempted Suicide	3	2	50

Category	New Providence	Grand Bahama	Family Island	Total
Suicide	0	0	0	0
Attempted Suicide	2	1	0	3

Suicide by Gender						
Age Range	Males		Females		Total	
	2021	2020	2021	2020	2021	2020
0-17	0	0	0	0	0	0
18-30	0	0	0	0	0	0
31-45	0	1	0	0	0	1
46-60	0	0	0	0	0	0
61 & Older	0	0	0	0	0	0
Unknown	0	0	0	0	0	0
Total	0	1	0	0	0	1

Attempted Suicide by Gender						
Age Range	Males		Females		Total	
	2021	2020	2021	2020	2021	2020
0-17	1	0	0	1	1	1
18-30	0	0	0	1	0	1
31-45	1	0	1	0	2	0
46-60	0	0	0	0	0	0
61 & Older	0	0	0	0	0	0
Unknown	0	0	0	0	0	0
Total	2	0	1	2	3	2

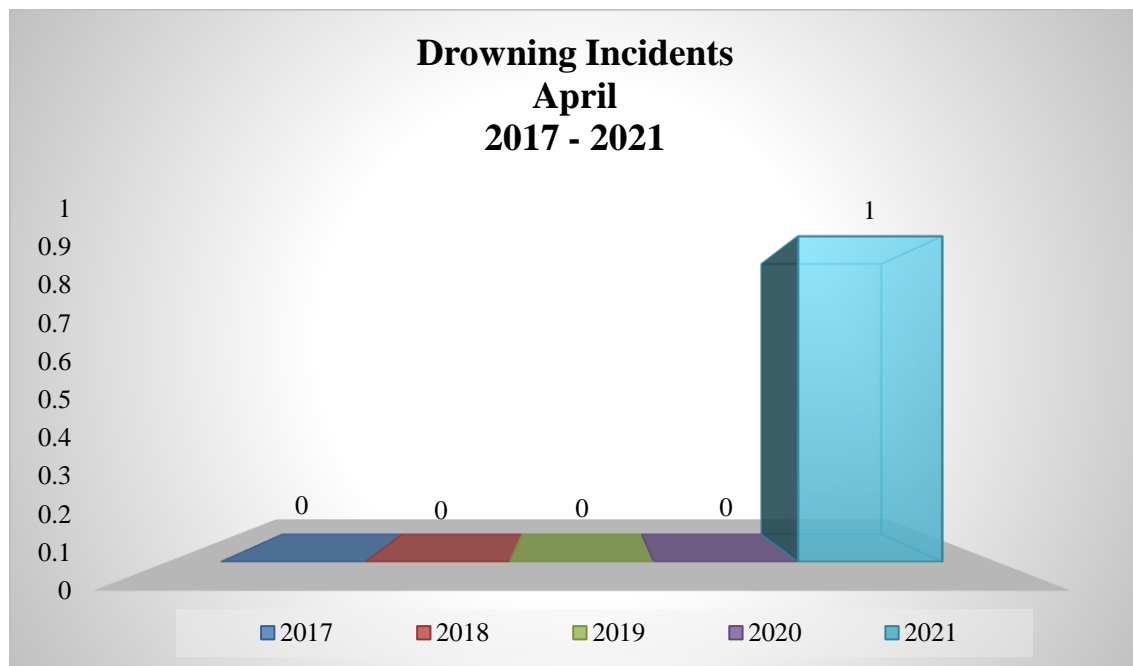
Drowning Incidents

**April
2021 vs 2020**

Category	2021	2020	% Change
Drowning	1	0	100

Category	2021	2020	2019	2018	2017
Drowning	1	0	0	0	0

Drownings by Gender						
Age Range	Males		Females		Total	
	2021	2020	2021	2020	2021	2020
0-17	0	0	0	0	0	0
18-30	1	0	0	0	1	0
31-45	0	0	0	0	0	0
46-60	0	0	0	0	0	0
61 & Older	0	0	0	0	0	0
Unknown*	0	0	0	0	0	0
Total	1	0	0	0	1	0



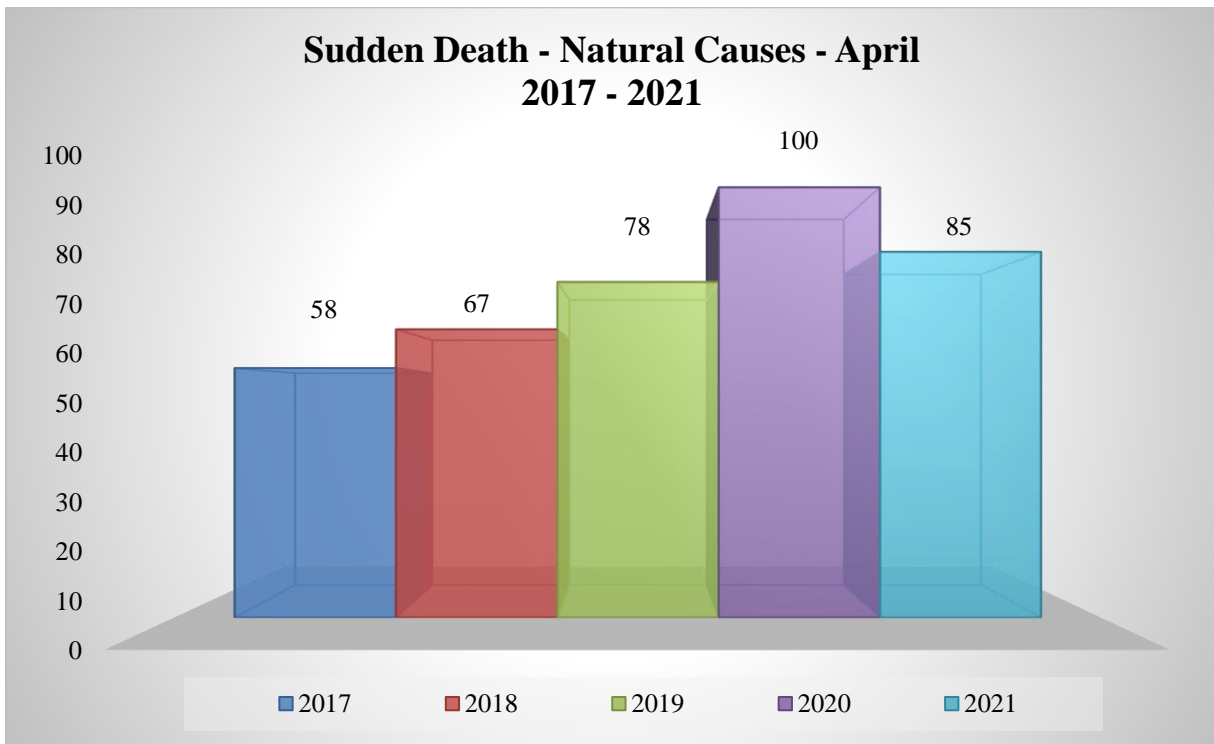
N.B. These are preliminary figures and are subject to change. Research and Policy Branch, RBPF.

**Sudden Death – Natural Causes
April**

Incident	2021	2020	% Change
Sudden Death (Natural Causes)	85	100	-15

2017 – 2021

Incident	2021	2020	2019	2018	2017
Sudden Death (Natural Causes)	85	100	78	67	58



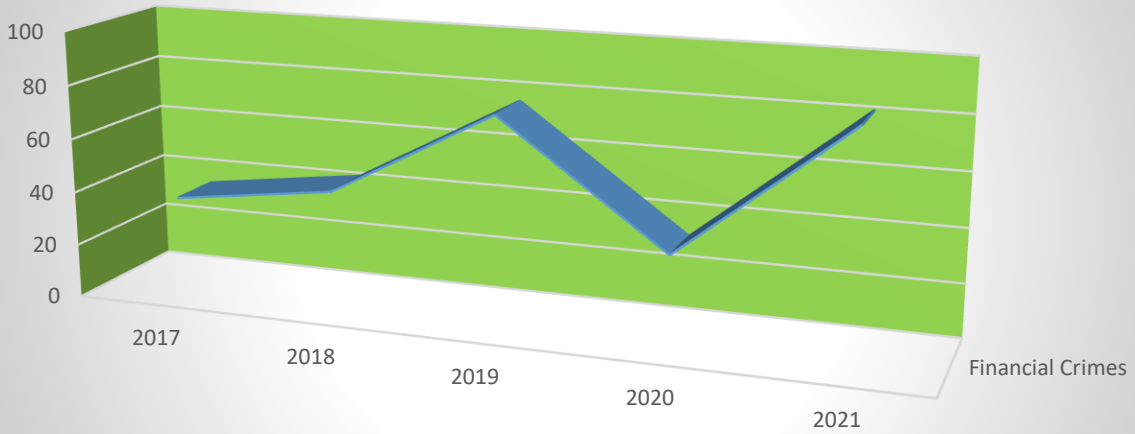
Financial Crimes

**April
2021 vs 2020**

Incident	2021	2020	% Change
Bribery	0	0	0
Extortion	1	3	-67
Falsification of Accounts	1	0	100
Forgery	6	0	100
Fraud by False Pretences	14	17	-18
Possession of Forged Currency Notes	7	0	100
Possession of Forged Documents	39	3	1200
Proceeds from Crime	0	1	-100
Stealing by reason of employment	7	3	133
Stealing by reason of service	7	6	17
Uttering Forged Currency Notes	0	0	0
Uttering Forged Documents	1	0	100
Sub-Total	83	33	152

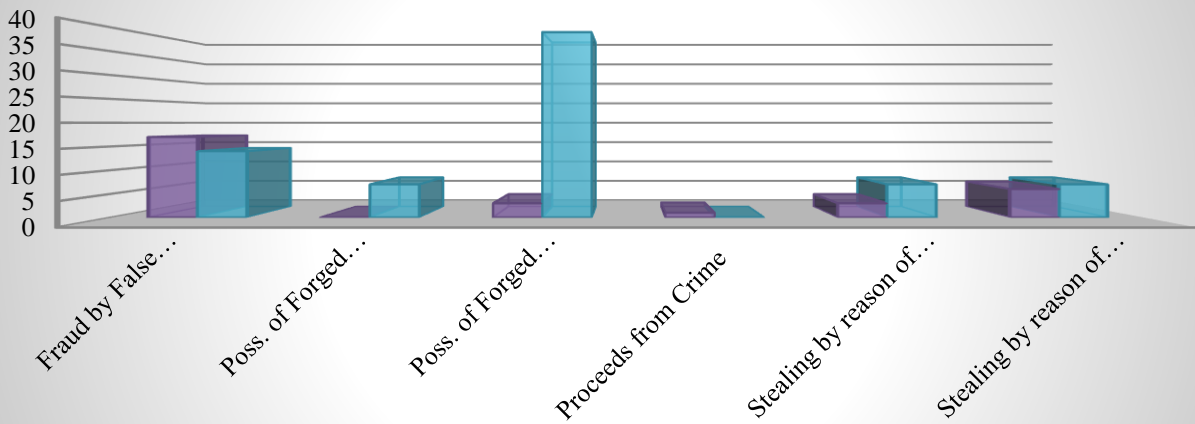
Incident	2021	2020	2019	2018	2017
Bribery	0	0	0	0	0
Extortion	1	3	1	1	1
Falsification of Accounts	1	0	1	0	0
Forgery	6	0	1	1	4
Fraud by False Pretences	14	17	21	8	3
Possession of Forged Currency Notes	7	0	11	4	6
Possession of Forged Documents	39	3	1	3	2
Proceeds from Crime	0	1	6	3	2
Stealing by reason of employment	7	3	15	11	8
Stealing by reason of service	7	6	20	13	10
Uttering Forged Currency Notes	0	0	0	0	0
Uttering Forged Documents	1	0	0	0	0
Sub-Total	83	33	77	44	36

Financial Crimes April 2021



	2017	2018	2019	2020	2021
Financial Crimes	36	44	77	33	83

Financial Crimes April 2021 Vs. 2020



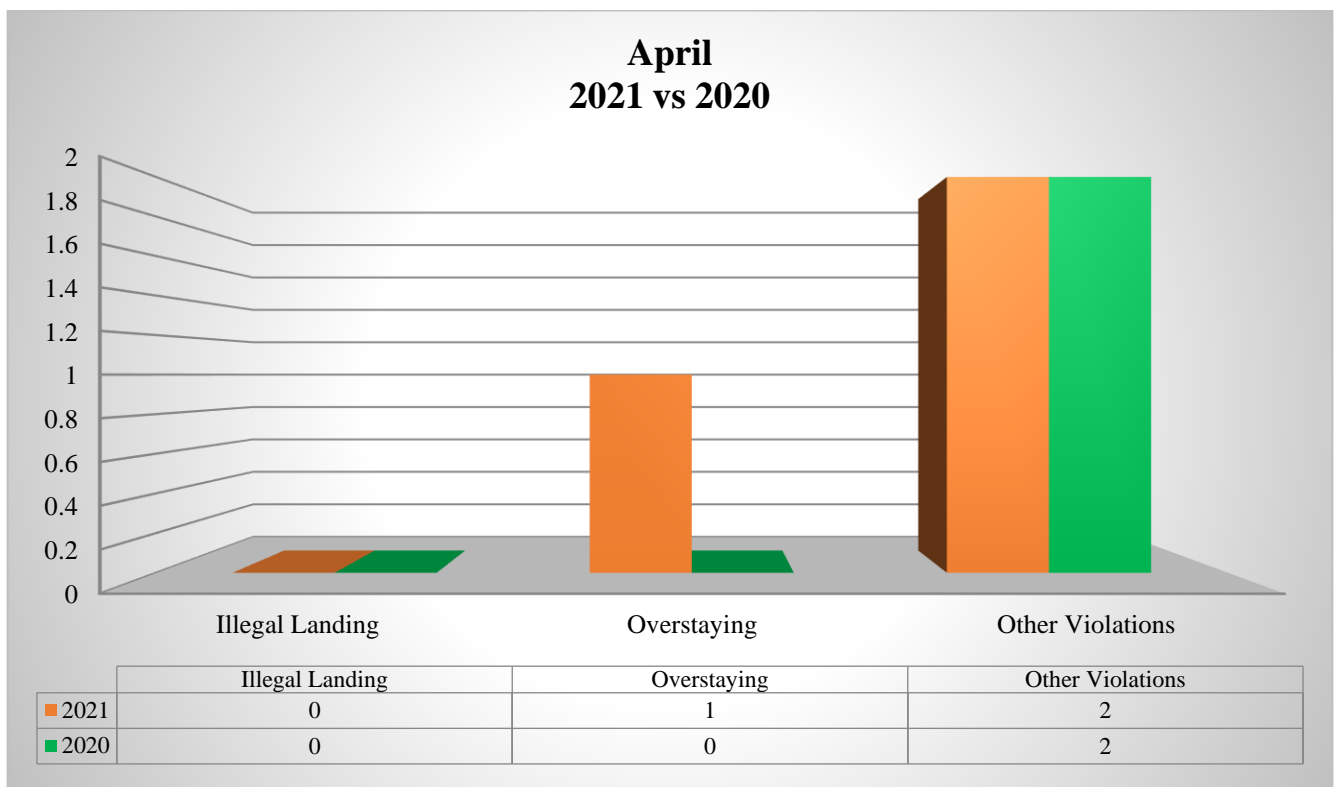
	Fraud by False Pretences	Poss. of Forged Currency Notes	Poss. of Forged Documents	Proceeds from Crime	Stealing by reason of employment	Stealing by reason of service
2020	17	0	3	1	3	6
2021	14	7	39	0	7	7

Immigration Violations

**April
2021 vs 2020**

Category	2021	2020	% Change
Illegal Landing	0	0	0
Overstaying	1	0	100
Other Violation	2	2	0

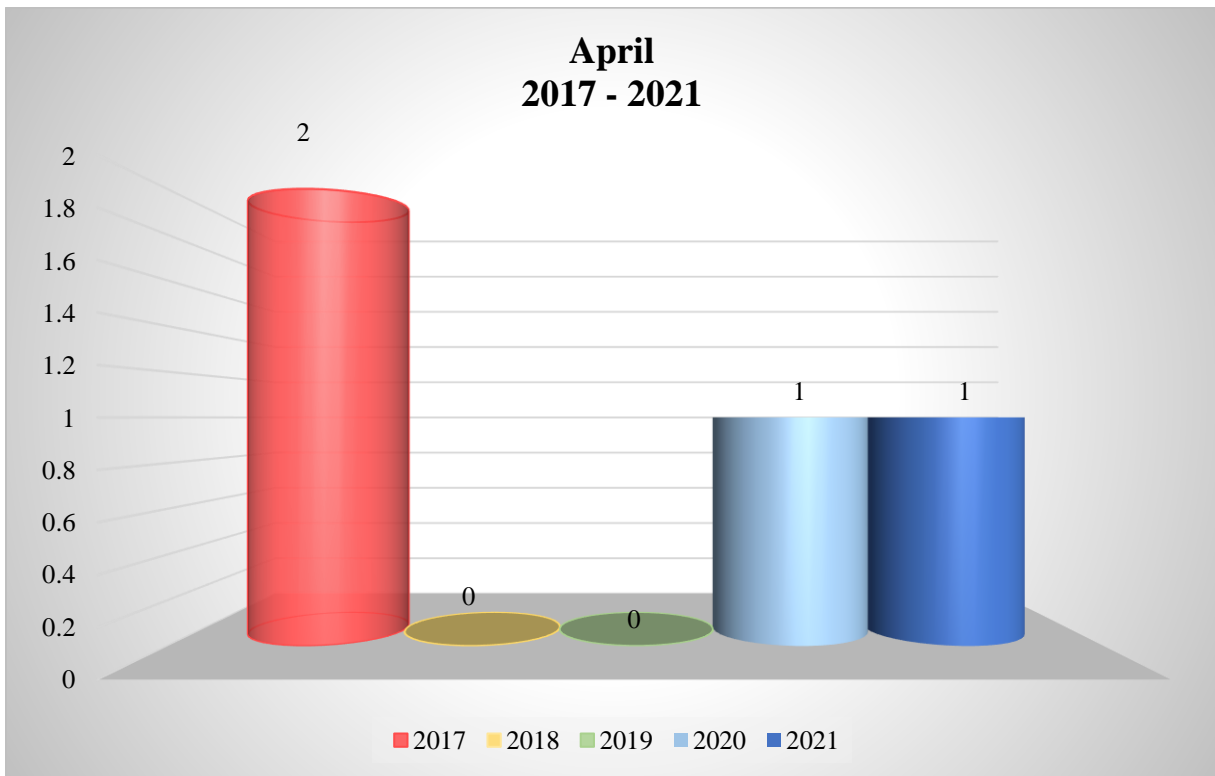
Incident	2021	2020	2019	2018	2017
Illegal Landing	0	0	2	0	0
Overstaying	1	0	0	0	0
Other Violation	2	2	8	5	4



Human Smuggling
April
2021 vs 2020

Incident	2021	2020	2019	2018	2017
Trafficking in Persons	1	1	0	0	2

Category	2021	2020	% Change
Trafficking in Persons	1	1	0



**Traffic Incidents – All Bahamas
April 2021 vs 2020**

Fixed Penalty Notices – All Bahamas			
Category	2021	2020	% CHANGE
Fixed Penalty Notices	3,378	338	900

Road Accident Reports			
Category	2021	2020	% CHANGE
Fatal Accidents	3	3	0
Damage only	491	207	137
Hit & Run	106	38	179
Minor Injuries	156	57	174
Serious Injuries	9	2	350

Victims of Fatal Accidents			
Category	2021	2020	% CHANGE
Fatal Crash Victims	3	3	0

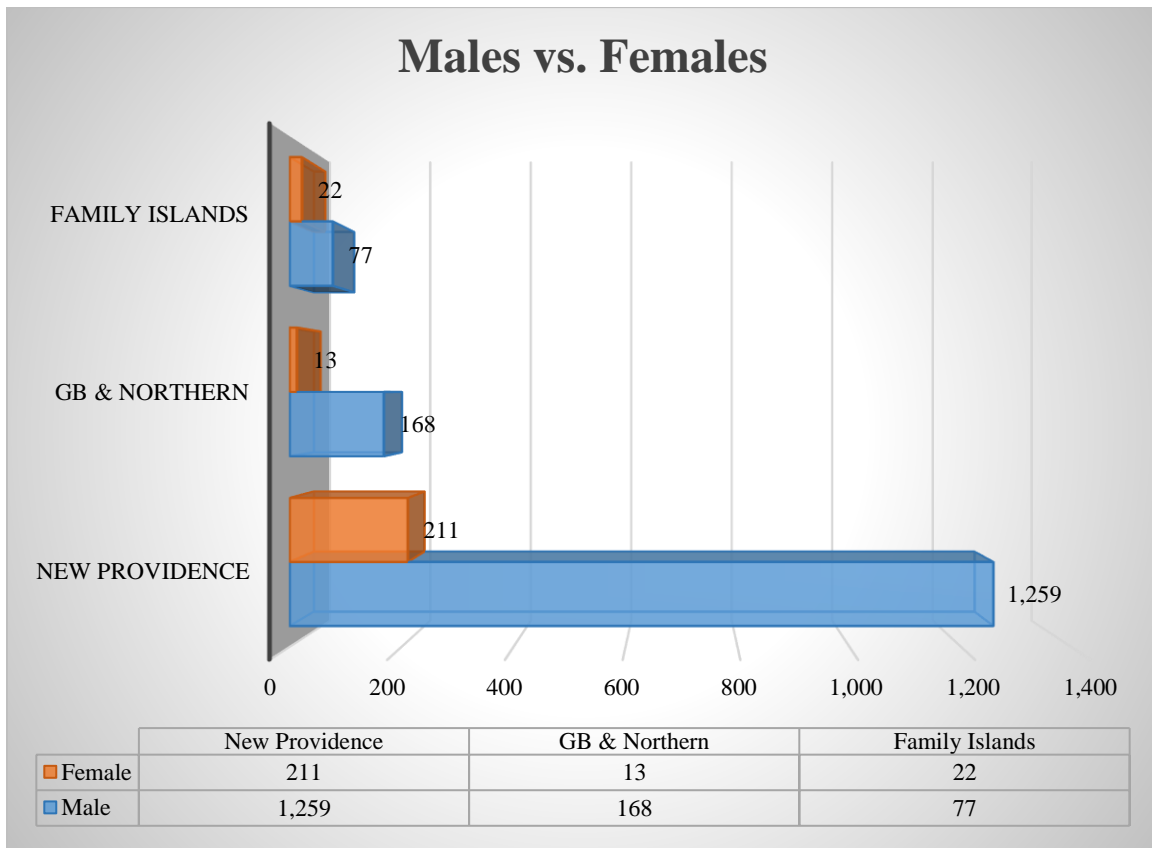
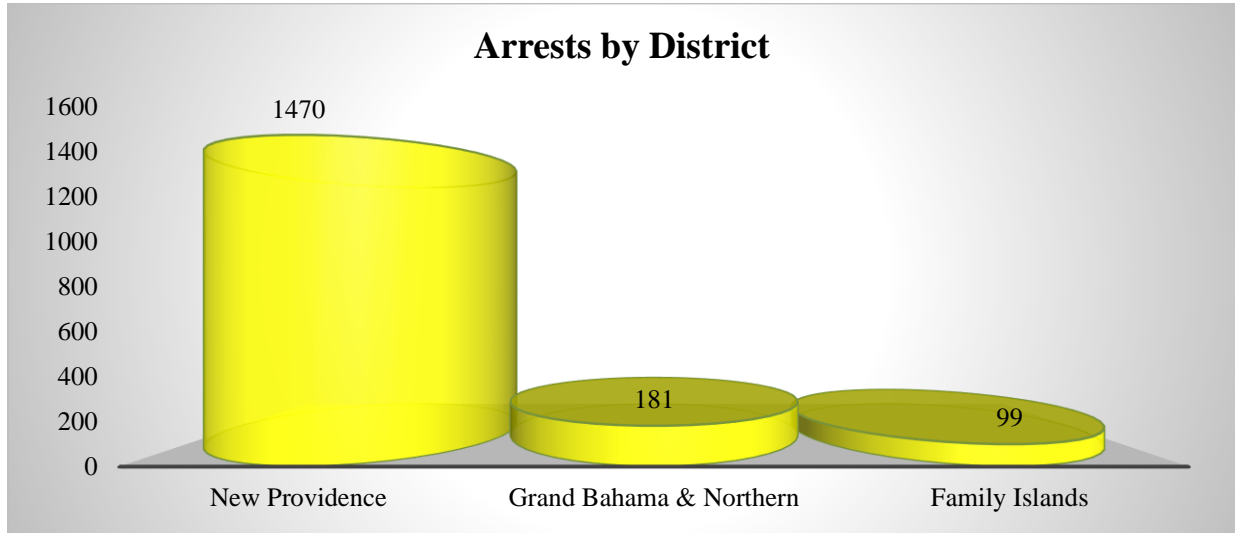
Road Accident Reports by District				
Accident Type	New Providence	Grand Bahama	Family Islands	Total
Fatality	0	2	1	3
Damage only	387	85	19	491
Hit & Run	92	13	1	106
Minor Injuries	121	29	6	156
Serious Injuries	1	6	2	9

**Training
April 2021
Internal, External & International**

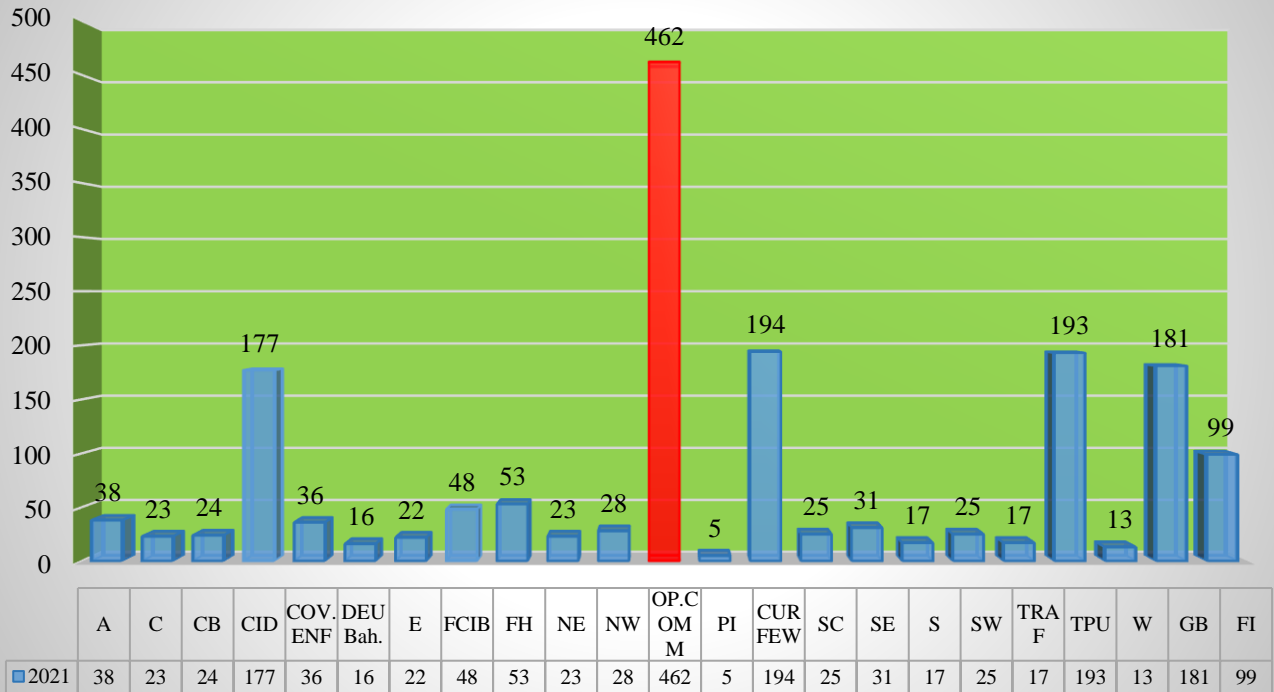
Training Session	# of Participants
AS 400 Initial Training	7
AS 400 Initial Training Refresher Course	2
Basic Life Support Instructor Final Training Exercise – Doctor’s Hospital	1
Clinical care Sever Acute Respiratory Infection online course – World Health Organization (WHO)	1
Covid 19 Discourse Session	1
Guidance on mask use in the Context of Covid-19 online course - WHO	1
Introduction to poliomyelitis online course (Hosted by World Health Organization)	1
Meningitis Introduction online course – (Hosted by World Health Organization)	1
Proficiency Lectures	950
Report Writing and Statement Taking Seminar	71
Research and evaluation for First Aid Education hosted by International Federation of Red Cross	1
Total	1,037

Persons Arrested

For the month of April, the police arrested 1,750 persons for various major and minor offences throughout the Commonwealth of The Bahamas. **New Providence** accounted for 1,470 or 84% of all persons arrested, **Grand Bahama & the Northern Bahamas** accounted for 181 or 10%, and the **Family Islands District** accounted for 99 or 6%. Males accounted for 1,504 or 86% of arrests, and females accounted for the remaining 246 or 14% of arrests.



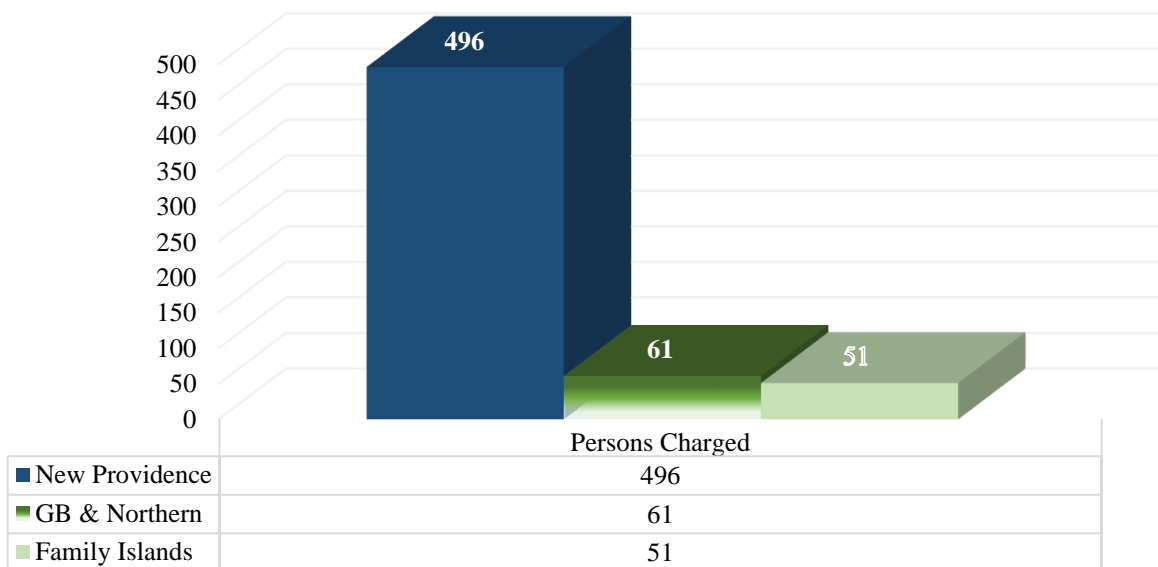
Arrests - Policing Division



Persons Charged

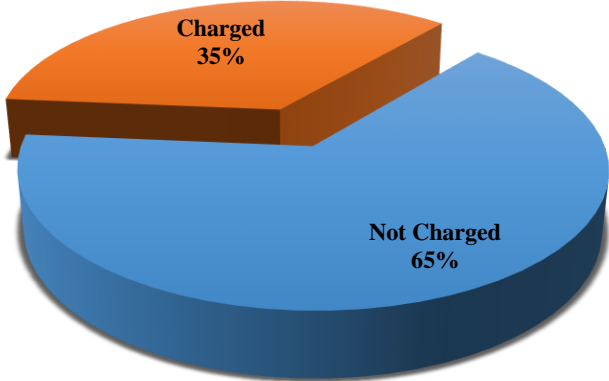
For the period in review, the police charged 608 persons for various major and minor offences throughout the Commonwealth of The Bahamas. **New Providence** accounted for 496 or 82% of all persons charged, **Grand Bahama & the Northern Bahamas** accounted for 61 or 10%, and the **Family Islands District** accounted for 51 or 8%. Males accounted for 471 or 77% of persons charged, and females accounted for the remaining 137 or 23% of persons charged.

Charged - District

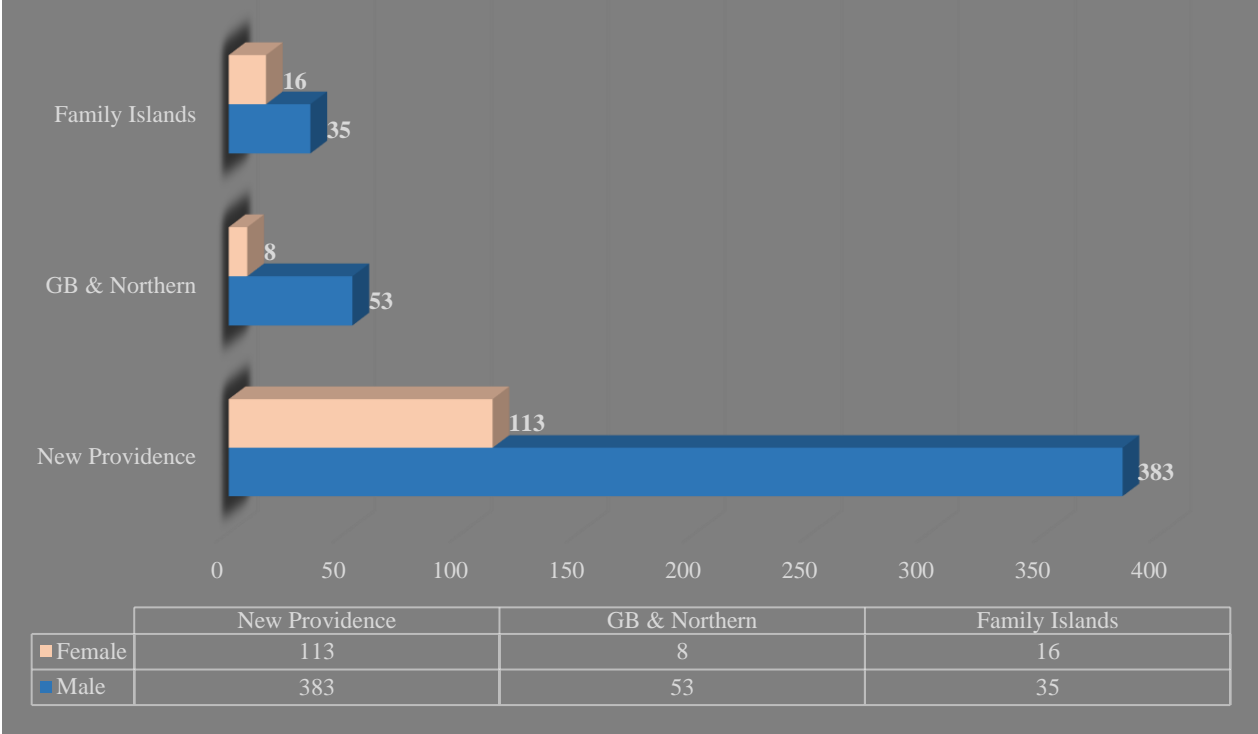


For the period in review, there were 1750 persons arrested. Of this number, 35% or 608 persons were charged before the Court.

% Persons Charged

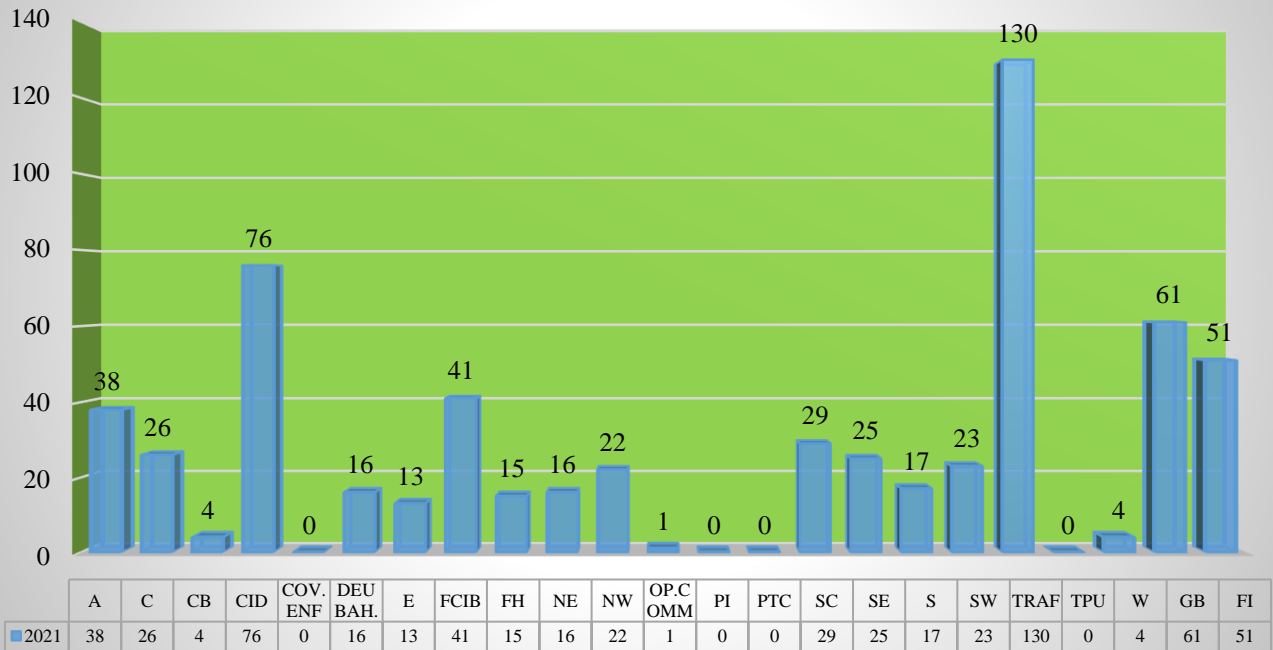


Males vs. Females



N.B. These are preliminary figures and are subject to change. Research and Policy Branch, RBPF.

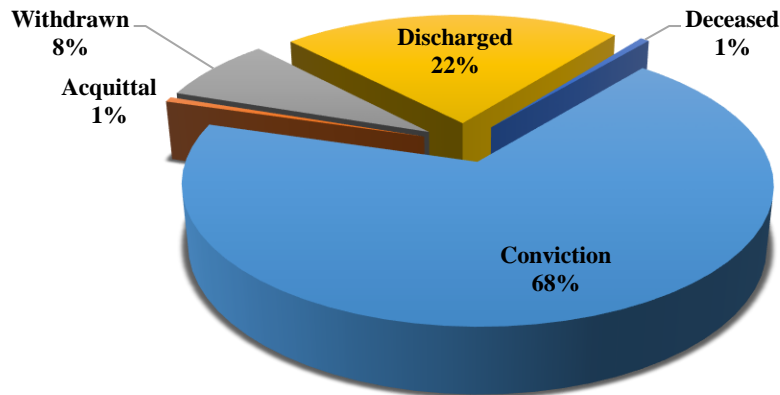
Charged - Policing Division April 2021



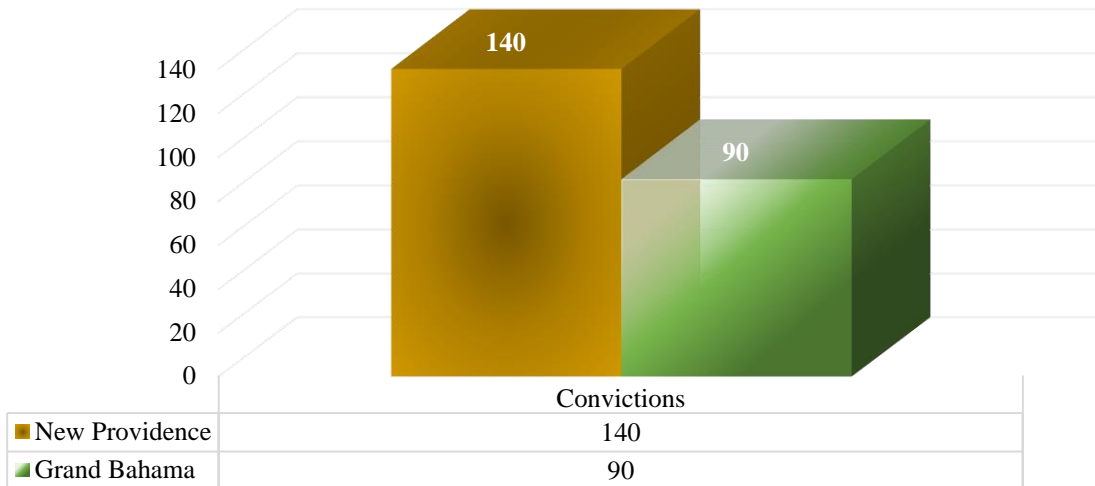
Court Case Disposition

For the period in review, there were 230 convictions in the Magistrates Court, 2 acquittals, 2 deceased matters, 76 matters were discharged and 26 matters were withdrawn by the virtual complainant.

Case Disposition



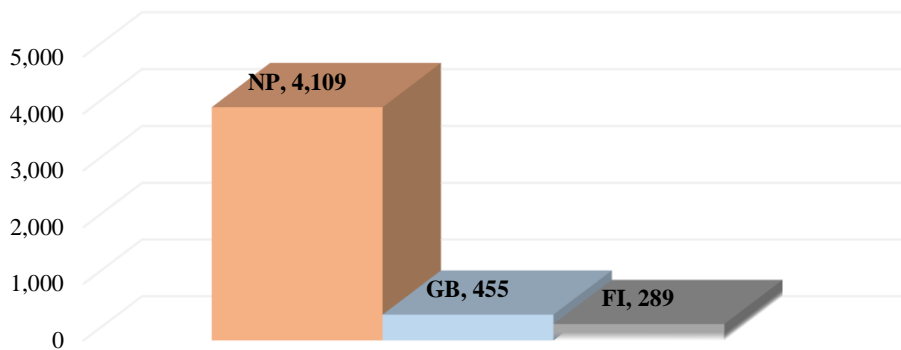
Convictions



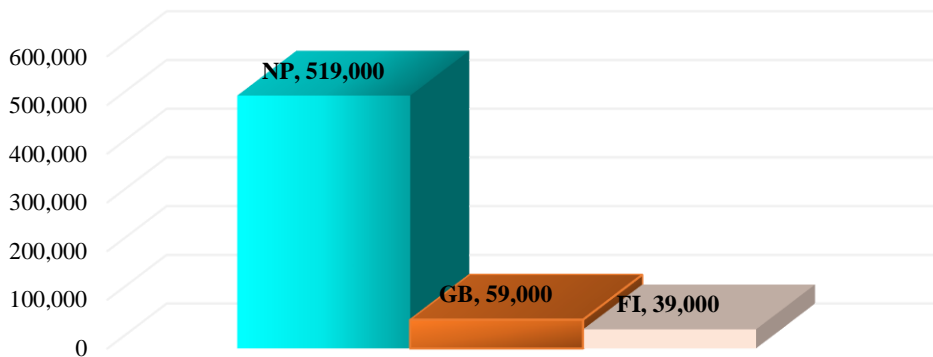
Productivity Loss

For the period in review, the Organization accounted for 4,853 sick days at an estimated loss of \$617k. The contracted ranks accounted for \$539k or 87% of all productivity losses due to sick reports. The New Providence District accounted for \$519k or 84% of the overall productivity losses with Grand Bahama District and the Family Islands District accounting for 10% and 6% respectively.

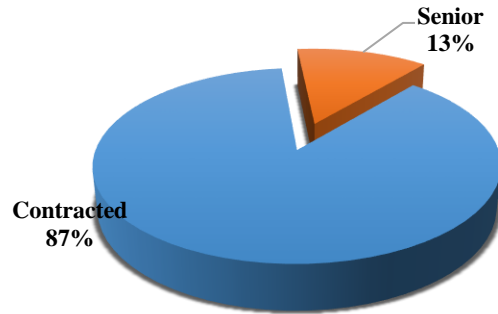
Sick Days - District



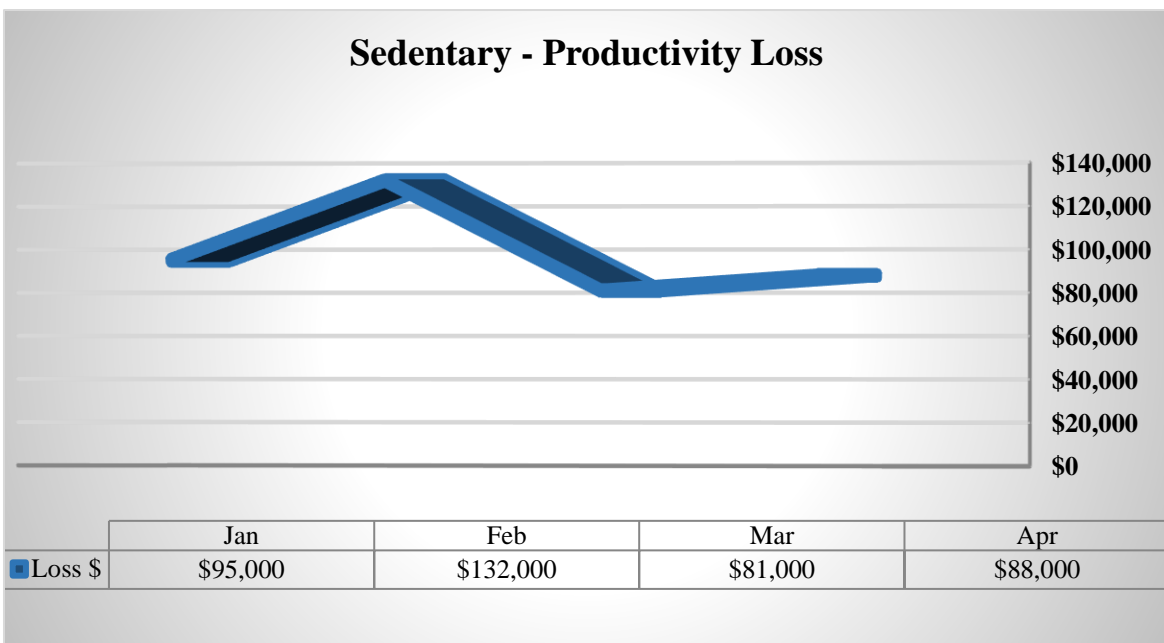
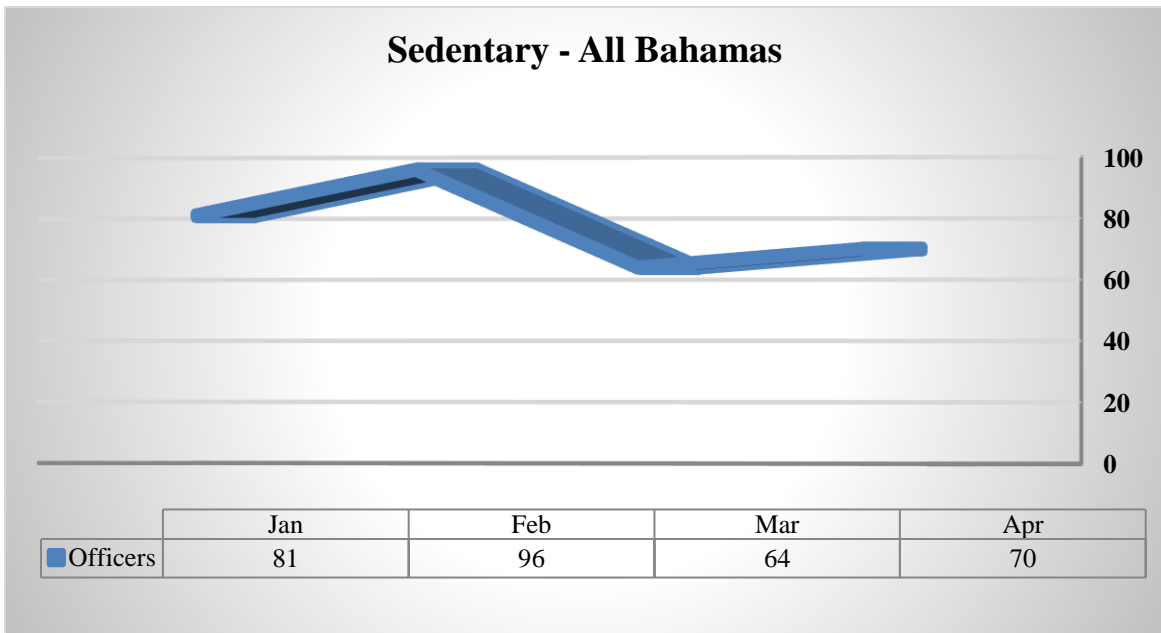
Productivity Loss- District



Productivity Loss by Rank



For the month of April, 70 officers were on 4hrs sedentary duties accounting for an estimated loss of \$88k.



N.B. These are preliminary figures and are subject to change. Research and Policy Branch, RBPF.